

**University of Tennessee Knoxville (ONLINE) ( 2018 Other )**

SIUC/Core Institute  
374 East Grand Avenue  
(618) 453-4420  
Carbondale, IL 62901

Consortium Number = 7173  
Institution Number = 6815  
Number of Surveys = 205

**Cross-tabulation Report**

Core Alcohol and Drug Survey - Long Form

Wednesday, October 24, 2018  
Page 1 of 52

**1. Classification**

	Male		Female		Unknown		Total		
	Freq.	Pct.	Freq.	Pct.	Freq.	Pct.	Freq.	Pct.	
01 Freshman	19	30	57	41	0	0	76	37.1	
02 Sophomore	12	19	28	20	1	100	41	20.0	
03 Junior	18	28	35	25	0	0	53	25.9	
04 Senior	15	23	18	13	0	0	33	16.1	
05 Grad/professional	0	0	0	0	0	0	0	0.0	
06 Not seeking a degree	0	0	0	0	0	0	0	0.0	
07 Other	0	0	2	1	0	0	2	1.0	
Valid responses =	64	31	140	68	1	0	205	100.0	

Invalid responses include no response or multiple responses.

**2. Age**

	Male		Female		Unknown		Total		
	Freq.	Pct.	Freq.	Pct.	Freq.	Pct.	Freq.	Pct.	
18	9	14	27	19	0	0	36	17.6	
19	15	23	46	33	0	0	61	29.9	
20	11	17	29	21	0	0	40	19.6	
21	16	25	20	14	0	0	36	17.6	
22	7	11	7	5	0	0	14	6.9	
23	0	0	6	4	0	0	6	2.9	
24	1	2	2	1	0	0	3	1.5	
25	1	2	0	0	0	0	1	0.5	
26	1	2	0	0	0	0	1	0.5	
27	1	2	0	0	0	0	1	0.5	
28	0	0	1	1	0	0	1	0.5	
32	1	2	0	0	0	0	1	0.5	
35	0	0	1	1	0	0	1	0.5	
39	1	2	0	0	0	0	1	0.5	
87	0	0	1	1	0	0	1	0.5	
Valid responses =	64	31	140	69	0	0	204	99.5	

Invalid responses include no response or multiple responses.

**3. Ethnic origin**

	Male		Female		Unknown		Total		
	Freq.	Pct.	Freq.	Pct.	Freq.	Pct.	Freq.	Pct.	
01 American Indian/Alaskan Native	0	0	1	1	0	0	1	0.5	
02 Hispanic	1	2	2	1	0	0	3	1.5	
03 Asian/Pacific Islander	3	5	7	5	0	0	10	4.9	
04 White (non-Hispanic)	56	88	124	89	0	0	180	88.2	
05 Black (non-Hispanic)	1	2	2	1	0	0	3	1.5	
06 Other	3	5	4	3	0	0	7	3.4	
Valid responses =	64	31	140	69	0	0	204	99.5	

Invalid responses include no response or multiple responses.

**4. Marital status**

	Male		Female		Unknown		Total		
	Freq.	Pct.	Freq.	Pct.	Freq.	Pct.	Freq.	Pct.	
01 Single	64	100	137	98	0	0	201	98.5	
02 Married	0	0	2	1	0	0	2	1.0	
03 Separated	0	0	0	0	0	0	0	0.0	
04 Divorced	0	0	0	0	0	0	0	0.0	
05 Widowed	0	0	1	1	0	0	1	0.5	
Valid responses =	64	31	140	69	0	0	204	99.5	

Invalid responses include no response or multiple responses.

**University of Tennessee Knoxville (ONLINE) ( 2018 Other )**

SIUC/Core Institute  
374 East Grand Avenue  
(618) 453-4420  
Carbondale, IL 62901

Consortium Number = 7173  
Institution Number = 6815  
Number of Surveys = 205

**Cross-tabulation Report**  
Core Alcohol and Drug Survey - Long Form

Wednesday, October 24, 2018  
Page 2 of 52

**5. Gender**

	Male		Female		Unknown		Total		
	Freq.	Pct.	Freq.	Pct.	Freq.	Pct.	Freq.	Pct.	
01 Male	64	100	0	0	0	0	64	31.4	
02 Female	0	0	140	100	0	0	140	68.6	
Valid responses =	64	31	140	69	0	0	204	99.5	

Invalid responses include no response or multiple responses.

**6. Is your current residence as a student**

	Male		Female		Unknown		Total		
	Freq.	Pct.	Freq.	Pct.	Freq.	Pct.	Freq.	Pct.	
01 On-campus	25	39	70	50	1	100	96	46.8	
02 Off-campus	39	61	70	50	0	0	109	53.2	
Valid responses =	64	31	140	68	1	0	205	100.0	

Invalid responses include no response or multiple responses.

**7. Are you working**

	Male		Female		Unknown		Total		
	Freq.	Pct.	Freq.	Pct.	Freq.	Pct.	Freq.	Pct.	
01 Yes, full-time	4	6	3	2	0	0	7	3.4	
02 Yes, part-time	30	47	69	49	0	0	99	48.5	
03 No	30	47	68	49	0	0	98	48.0	
Valid responses =	64	31	140	69	0	0	204	99.5	

Invalid responses include no response or multiple responses.

**8A. Living arrangements (Where)**

	Male		Female		Unknown		Total		
	Freq.	Pct.	Freq.	Pct.	Freq.	Pct.	Freq.	Pct.	
01 House/apartment/etc.	39	61	69	49	0	0	108	52.7	
02 Residence hall	22	34	66	47	1	100	89	43.4	
03 Approved housing	1	2	0	0	0	0	1	0.5	
04 Fraternity or sorority	1	2	5	4	0	0	6	2.9	
05 Other	1	2	0	0	0	0	1	0.5	
Valid responses =	64	31	140	68	1	0	205	100.0	

Invalid responses include no response or multiple responses.

**8B. Living arrangements (With whom)**

	Male		Female		Unknown		Total		
	Freq.	Pct.	Freq.	Pct.	Freq.	Pct.	Freq.	Pct.	
01 With roommate(s)	50	78	111	79	1	100	162	79.0	
02 Alone	8	13	8	6	0	0	16	7.8	
03 With parent(s)	5	8	18	13	0	0	23	11.2	
04 With spouse	0	0	3	2	0	0	3	1.5	
05 With children	0	0	1	1	0	0	1	0.5	
06 Other	1	2	5	4	0	0	6	2.9	

Valid responses = all responses and blanks: since multiple responses were possible, more than 100% may be indicated.

**9. Approximate cumulative grade point average**

	Male		Female		Unknown		Total	
	Freq.	Pct.	Freq.	Pct.	Freq.	Pct.	Freq.	Pct.
01 F	1	2	1	1	0	0	2	1.0
02 D-	0	0	0	0	0	0	0	0.0
03 D	0	0	0	0	0	0	0	0.0
04 D+	0	0	1	1	0	0	1	0.5
05 C-	1	2	0	0	0	0	1	0.5
06 C	0	0	2	1	0	0	2	1.0
07 C+	3	5	3	2	0	0	6	2.9
08 B-	6	9	9	6	0	0	15	7.4
09 B	12	19	19	14	0	0	31	15.2
10 B+	7	11	23	17	1	100	31	15.2
11 A-	11	17	30	22	0	0	41	20.1
12 A	14	22	36	26	0	0	50	24.5
13 A+	9	14	15	11	0	0	24	11.8
Valid responses =	64	31	139	68	1	0	204	99.5

Invalid responses include no response or multiple responses.

**10a. Some students have indicated that alcohol or drug use at parties they attend in and around campus reduces their enjoyment, often leads to negative situations, and therefore, they would rather not have alcohol and drugs available and used. Other students have indicated that alcohol and drug use at parties increases their enjoyment, often leads to positive situations, and therefore, they would rather have alcohol and drugs available and used. Which of these is closest to your own view?**

**With regard to drugs**

	Male		Female		Unknown		Total	
	Freq.	Pct.	Freq.	Pct.	Freq.	Pct.	Freq.	Pct.
01 have available	24	38	26	19	1	100	51	24.9
02 not have available	40	63	114	81	0	0	154	75.1
Valid responses =	64	31	140	68	1	0	205	100.0

Invalid responses include no response or multiple responses.

**10b. Some students have indicated that alcohol or drug use at parties they attend in and around campus reduces their enjoyment, often leads to negative situations, and therefore, they would rather not have alcohol and drugs available and used. Other students have indicated that alcohol and drug use at parties increases their enjoyment, often leads to positive situations, and therefore, they would rather have alcohol and drugs available and used. Which of these is closest to your own view?**

**With regard to alcohol**

	Male		Female		Unknown		Total	
	Freq.	Pct.	Freq.	Pct.	Freq.	Pct.	Freq.	Pct.
01 have available	49	77	97	69	1	100	147	71.7
02 not have available	15	23	43	31	0	0	58	28.3
Valid responses =	64	31	140	68	1	0	205	100.0

Invalid responses include no response or multiple responses.

**11. Student status**

	Male		Female		Unknown		Total	
	Freq.	Pct.	Freq.	Pct.	Freq.	Pct.	Freq.	Pct.
01 Full-time (12+ credits)	61	95	136	97	1	100	198	96.6
02 Part-time (1-11 credits)	3	5	4	3	0	0	7	3.4
Valid responses =	64	31	140	68	1	0	205	100.0

Invalid responses include no response or multiple responses.

**12a. Campus situation on alcohol and drugs**

**a. Does your campus have alcohol and drug policies**

	Male		Female		Unknown		Total		
	Freq.	Pct.	Freq.	Pct.	Freq.	Pct.	Freq.	Pct.	
01 Yes	63	98	136	97	1	100	200	97.6	
02 No	0	0	0	0	0	0	0	0.0	
03 Don't Know	1	2	4	3	0	0	5	2.4	
Valid responses =	64	31	140	68	1	0	205	100.0	

Invalid responses include no response or multiple responses.

**12b. Campus situation on alcohol and drugs**

**b. If so, are they enforced**

	Male		Female		Unknown		Total		
	Freq.	Pct.	Freq.	Pct.	Freq.	Pct.	Freq.	Pct.	
01 Yes	42	67	82	61	1	100	125	62.8	
02 No	9	14	23	17	0	0	32	16.1	
03 Don't Know	12	19	30	22	0	0	42	21.1	
Valid responses =	63	32	135	68	1	1	199	97.1	

Invalid responses include no response or multiple responses.

**12c. Campus situation on alcohol and drugs**

**c. Does your campus have a drug and alcohol prevention program**

	Male		Female		Unknown		Total		
	Freq.	Pct.	Freq.	Pct.	Freq.	Pct.	Freq.	Pct.	
01 Yes	33	52	79	57	0	0	112	55.2	
02 No	2	3	2	1	0	0	4	2.0	
03 Don't Know	29	45	57	41	1	100	87	42.9	
Valid responses =	64	32	138	68	1	0	203	99.0	

Invalid responses include no response or multiple responses.

**12d. Campus situation on alcohol and drugs**

**d. Do you believe your campus is concerned about the prevention of drug and alcohol use**

	Male		Female		Unknown		Total		
	Freq.	Pct.	Freq.	Pct.	Freq.	Pct.	Freq.	Pct.	
01 Yes	43	67	108	77	0	0	151	73.7	
02 No	12	19	17	12	0	0	29	14.1	
03 Don't Know	9	14	15	11	1	100	25	12.2	
Valid responses =	64	31	140	68	1	0	205	100.0	

Invalid responses include no response or multiple responses.

**12e. Campus situation on alcohol and drugs**

**e. Are you actively involved in efforts to prevent drug and alcohol use problems on your campus**

	Male		Female		Unknown		Total		
	Freq.	Pct.	Freq.	Pct.	Freq.	Pct.	Freq.	Pct.	
01 Yes	4	6	17	12	0	0	21	10.2	
02 No	60	94	123	88	1	100	184	89.8	
Valid responses =	64	31	140	68	1	0	205	100.0	

Invalid responses include no response or multiple responses.

**13. Place of permanent residence**

	Male		Female		Unknown		Total		
	Freq.	Pct.	Freq.	Pct.	Freq.	Pct.	Freq.	Pct.	
01 In-state	52	81	120	86	1	100	173	84.4	
02 USA, out of state	11	17	20	14	0	0	31	15.1	
03 Other country	1	2	0	0	0	0	1	0.5	
Valid responses =	64	31	140	68	1	0	205	100.0	

Invalid responses include no response or multiple responses.

**14. Think back over the last two weeks. How many times have you had five or more drinks at a sitting**

	Male		Female		Unknown		Total		
	Freq.	Pct.	Freq.	Pct.	Freq.	Pct.	Freq.	Pct.	
01 None	28	44	82	59	0	0	110	53.7	
02 Once	16	25	21	15	1	100	38	18.5	
03 Twice	10	16	20	14	0	0	30	14.6	
04 3 to 5 times	7	11	15	11	0	0	22	10.7	
05 6 to 9 times	0	0	1	1	0	0	1	0.5	
06 10 or more times	3	5	1	1	0	0	4	2.0	
Valid responses =	64	31	140	68	1	0	205	100.0	

Invalid responses include no response or multiple responses.

**15. Average # of drinks you consume a week**

	Male		Female		Unknown		Total		
	Freq.	Pct.	Freq.	Pct.	Freq.	Pct.	Freq.	Pct.	
00	24	38	64	46	0	0	88	42.9	
01	5	8	21	15	0	0	26	12.7	
02	4	6	9	6	0	0	13	6.3	
03	4	6	14	10	1	100	19	9.3	
04	2	3	3	2	0	0	5	2.4	
05	2	3	6	4	0	0	8	3.9	
06	4	6	11	8	0	0	15	7.3	
07	6	9	1	1	0	0	7	3.4	
08	0	0	1	1	0	0	1	0.5	
09	1	2	1	1	0	0	2	1.0	
10	1	2	2	1	0	0	3	1.5	
11	1	2	0	0	0	0	1	0.5	
12	0	0	1	1	0	0	1	0.5	
14	1	2	1	1	0	0	2	1.0	
15	4	6	2	1	0	0	6	2.9	
16	1	2	0	0	0	0	1	0.5	
20	2	3	1	1	0	0	3	1.5	
24	1	2	0	0	0	0	1	0.5	
35	1	2	0	0	0	0	1	0.5	
45	0	0	1	1	0	0	1	0.5	
98	0	0	1	1	0	0	1	0.5	
Valid responses =	64	31	140	68	1	0	205	100.0	

Invalid responses include no response or multiple responses.

	<b>Mean</b>	<b>Std Dev</b>
<b>Male</b>	5.1250	7.0722
<b>Female</b>	3.2286	9.4947
<b>Overall</b>	3.8195	8.8118

**University of Tennessee Knoxville (ONLINE) ( 2018 Other )**

SIUC/Core Institute  
374 East Grand Avenue  
(618) 453-4420  
Carbondale, IL 62901

Consortium Number = 7173  
Institution Number = 6815  
Number of Surveys = 205

**Cross-tabulation Report**

Core Alcohol and Drug Survey - Long Form

Wednesday, October 24, 2018  
Page 6 of 52

**16a. At what age did you first use tobacco (smoke, chew, snuff)**

	Male		Female		Unknown		Total		
	Freq.	Pct.	Freq.	Pct.	Freq.	Pct.	Freq.	Pct.	
01 Never	28	44	99	71	0	0	127	62.0	
02 Under 10	2	3	4	3	0	0	6	2.9	
03 10 - 11	0	0	0	0	0	0	0	0.0	
04 12 - 13	3	5	0	0	0	0	3	1.5	
05 14 - 15	7	11	3	2	0	0	10	4.9	
06 16 - 17	15	23	13	9	0	0	28	13.7	
07 18 - 20	9	14	20	14	1	100	30	14.6	
08 21 - 25	0	0	1	1	0	0	1	0.5	
09 26+	0	0	0	0	0	0	0	0.0	
Valid responses =	64	31	140	68	1	0	205	100.0	

Invalid responses include no response or multiple responses.

**16b. At what age did you first use alcohol (beer, wine, liquor)**

	Male		Female		Unknown		Total		
	Freq.	Pct.	Freq.	Pct.	Freq.	Pct.	Freq.	Pct.	
01 Never	11	17	26	19	0	0	37	18.0	
02 Under 10	0	0	2	1	0	0	2	1.0	
03 10 - 11	0	0	1	1	0	0	1	0.5	
04 12 - 13	4	6	4	3	0	0	8	3.9	
05 14 - 15	9	14	12	9	0	0	21	10.2	
06 16 - 17	18	28	38	27	0	0	56	27.3	
07 18 - 20	20	31	53	38	1	100	74	36.1	
08 21 - 25	2	3	4	3	0	0	6	2.9	
09 26+	0	0	0	0	0	0	0	0.0	
Valid responses =	64	31	140	68	1	0	205	100.0	

Invalid responses include no response or multiple responses.

**16c. At what age did you first use marijuana (pot, hash, hash oil)**

	Male		Female		Unknown		Total		
	Freq.	Pct.	Freq.	Pct.	Freq.	Pct.	Freq.	Pct.	
01 Never	28	44	74	53	0	0	102	50.0	
02 Under 10	1	2	1	1	0	0	2	1.0	
03 10 - 11	1	2	1	1	0	0	2	1.0	
04 12 - 13	3	5	0	0	0	0	3	1.5	
05 14 - 15	10	16	8	6	0	0	18	8.8	
06 16 - 17	10	16	15	11	0	0	25	12.3	
07 18 - 20	9	14	39	28	1	100	49	24.0	
08 21 - 25	1	2	2	1	0	0	3	1.5	
09 26+	0	0	0	0	0	0	0	0.0	
Valid responses =	63	31	140	69	1	0	204	99.5	

Invalid responses include no response or multiple responses.

**16d. At what age did you first use cocaine (crack, rock, freebase)**

	Male		Female		Unknown		Total		
	Freq.	Pct.	Freq.	Pct.	Freq.	Pct.	Freq.	Pct.	
01 Never	51	81	130	93	1	100	182	89.2	
02 Under 10	1	2	2	1	0	0	3	1.5	
03 10 - 11	0	0	0	0	0	0	0	0.0	
04 12 - 13	0	0	1	1	0	0	1	0.5	
05 14 - 15	0	0	0	0	0	0	0	0.0	
06 16 - 17	2	3	0	0	0	0	2	1.0	
07 18 - 20	7	11	6	4	0	0	13	6.4	
08 21 - 25	2	3	1	1	0	0	3	1.5	
09 26+	0	0	0	0	0	0	0	0.0	
Valid responses =	63	31	140	69	1	0	204	99.5	

Invalid responses include no response or multiple responses.

**University of Tennessee Knoxville (ONLINE) ( 2018 Other )**

SIUC/Core Institute  
374 East Grand Avenue  
(618) 453-4420  
Carbondale, IL 62901

Consortium Number = 7173  
Institution Number = 6815  
Number of Surveys = 205

**Cross-tabulation Report**

Core Alcohol and Drug Survey - Long Form

Wednesday, October 24, 2018  
Page 7 of 52

**16e. At what age did you first use amphetamines (diet pills, speed)**

	Male		Female		Unknown		Total		
	Freq.	Pct.	Freq.	Pct.	Freq.	Pct.	Freq.	Pct.	
01 Never	56	88	132	94	1	100	189	92.2	
02 Under 10	1	2	2	1	0	0	3	1.5	
03 10 - 11	0	0	0	0	0	0	0	0.0	
04 12 - 13	0	0	0	0	0	0	0	0.0	
05 14 - 15	1	2	0	0	0	0	1	0.5	
06 16 - 17	0	0	1	1	0	0	1	0.5	
07 18 - 20	4	6	4	3	0	0	8	3.9	
08 21 - 25	2	3	1	1	0	0	3	1.5	
09 26+	0	0	0	0	0	0	0	0.0	
Valid responses =	64	31	140	68	1	0	205	100.0	

Invalid responses include no response or multiple responses.

**16f. At what age did you first use sedatives (downers, ludes)**

	Male		Female		Unknown		Total		
	Freq.	Pct.	Freq.	Pct.	Freq.	Pct.	Freq.	Pct.	
01 Never	58	91	135	96	1	100	194	94.6	
02 Under 10	0	0	1	1	0	0	1	0.5	
03 10 - 11	0	0	0	0	0	0	0	0.0	
04 12 - 13	0	0	0	0	0	0	0	0.0	
05 14 - 15	0	0	0	0	0	0	0	0.0	
06 16 - 17	0	0	2	1	0	0	2	1.0	
07 18 - 20	5	8	1	1	0	0	6	2.9	
08 21 - 25	1	2	1	1	0	0	2	1.0	
09 26+	0	0	0	0	0	0	0	0.0	
Valid responses =	64	31	140	68	1	0	205	100.0	

Invalid responses include no response or multiple responses.

**16g. At what age did you first use hallucinogens (LSD, PCP)**

	Male		Female		Unknown		Total		
	Freq.	Pct.	Freq.	Pct.	Freq.	Pct.	Freq.	Pct.	
01 Never	55	86	127	91	0	0	182	88.8	
02 Under 10	0	0	2	1	0	0	2	1.0	
03 10 - 11	0	0	0	0	0	0	0	0.0	
04 12 - 13	0	0	0	0	0	0	0	0.0	
05 14 - 15	0	0	0	0	0	0	0	0.0	
06 16 - 17	0	0	2	1	0	0	2	1.0	
07 18 - 20	9	14	6	4	1	100	16	7.8	
08 21 - 25	0	0	3	2	0	0	3	1.5	
09 26+	0	0	0	0	0	0	0	0.0	
Valid responses =	64	31	140	68	1	0	205	100.0	

Invalid responses include no response or multiple responses.

**16h. At what age did you first use opiates (heroin, smack, horse)**

	Male		Female		Unknown		Total		
	Freq.	Pct.	Freq.	Pct.	Freq.	Pct.	Freq.	Pct.	
01 Never	59	94	135	97	0	0	194	95.6	
02 Under 10	0	0	1	1	0	0	1	0.5	
03 10 - 11	2	3	0	0	0	0	2	1.0	
04 12 - 13	0	0	0	0	0	0	0	0.0	
05 14 - 15	0	0	1	1	0	0	1	0.5	
06 16 - 17	0	0	2	1	0	0	2	1.0	
07 18 - 20	2	3	0	0	1	100	3	1.5	
08 21 - 25	0	0	0	0	0	0	0	0.0	
09 26+	0	0	0	0	0	0	0	0.0	
Valid responses =	63	31	139	68	1	0	203	99.0	

Invalid responses include no response or multiple responses.

**University of Tennessee Knoxville (ONLINE) ( 2018 Other )**

SIUC/Core Institute  
374 East Grand Avenue  
(618) 453-4420  
Carbondale, IL 62901

Consortium Number = 7173  
Institution Number = 6815  
Number of Surveys = 205

**Cross-tabulation Report**  
Core Alcohol and Drug Survey - Long Form

Wednesday, October 24, 2018  
Page 8 of 52

**16i. At what age did you first use inhalants (glue, solvents, gas)**

	Male		Female		Unknown		Total		
	Freq.	Pct.	Freq.	Pct.	Freq.	Pct.	Freq.	Pct.	
01 Never	61	95	136	98	1	100	198	97.1	
02 Under 10	0	0	2	1	0	0	2	1.0	
03 10 - 11	0	0	0	0	0	0	0	0.0	
04 12 - 13	1	2	0	0	0	0	1	0.5	
05 14 - 15	0	0	1	1	0	0	1	0.5	
06 16 - 17	0	0	0	0	0	0	0	0.0	
07 18 - 20	0	0	0	0	0	0	0	0.0	
08 21 - 25	2	3	0	0	0	0	2	1.0	
09 26+	0	0	0	0	0	0	0	0.0	
Valid responses =	64	31	139	68	1	0	204	99.5	

Invalid responses include no response or multiple responses.

**16j. At what age did you first use designer drugs (ecstasy, MDMA)**

	Male		Female		Unknown		Total		
	Freq.	Pct.	Freq.	Pct.	Freq.	Pct.	Freq.	Pct.	
01 Never	59	92	132	94	0	0	191	93.2	
02 Under 10	0	0	2	1	0	0	2	1.0	
03 10 - 11	0	0	0	0	0	0	0	0.0	
04 12 - 13	1	2	0	0	0	0	1	0.5	
05 14 - 15	0	0	0	0	0	0	0	0.0	
06 16 - 17	1	2	2	1	0	0	3	1.5	
07 18 - 20	3	5	3	2	1	100	7	3.4	
08 21 - 25	0	0	1	1	0	0	1	0.5	
09 26+	0	0	0	0	0	0	0	0.0	
Valid responses =	64	31	140	68	1	0	205	100.0	

Invalid responses include no response or multiple responses.

**16k. At what age did you first use steroids**

	Male		Female		Unknown		Total		
	Freq.	Pct.	Freq.	Pct.	Freq.	Pct.	Freq.	Pct.	
01 Never	60	94	139	99	1	100	200	97.6	
02 Under 10	0	0	1	1	0	0	1	0.5	
03 10 - 11	0	0	0	0	0	0	0	0.0	
04 12 - 13	0	0	0	0	0	0	0	0.0	
05 14 - 15	2	3	0	0	0	0	2	1.0	
06 16 - 17	1	2	0	0	0	0	1	0.5	
07 18 - 20	0	0	0	0	0	0	0	0.0	
08 21 - 25	1	2	0	0	0	0	1	0.5	
09 26+	0	0	0	0	0	0	0	0.0	
Valid responses =	64	31	140	68	1	0	205	100.0	

Invalid responses include no response or multiple responses.

**16l. At what age did you first use other illegal drugs**

	Male		Female		Unknown		Total		
	Freq.	Pct.	Freq.	Pct.	Freq.	Pct.	Freq.	Pct.	
01 Never	60	94	137	98	0	0	197	96.1	
02 Under 10	1	2	1	1	0	0	2	1.0	
03 10 - 11	0	0	0	0	0	0	0	0.0	
04 12 - 13	0	0	0	0	0	0	0	0.0	
05 14 - 15	0	0	0	0	0	0	0	0.0	
06 16 - 17	0	0	1	1	0	0	1	0.5	
07 18 - 20	3	5	1	1	1	100	5	2.4	
08 21 - 25	0	0	0	0	0	0	0	0.0	
09 26+	0	0	0	0	0	0	0	0.0	
Valid responses =	64	31	140	68	1	0	205	100.0	

Invalid responses include no response or multiple responses.



**University of Tennessee Knoxville (ONLINE) ( 2018 Other )**

SIUC/Core Institute  
374 East Grand Avenue  
(618) 453-4420  
Carbondale, IL 62901

Consortium Number = 7173  
Institution Number = 6815  
Number of Surveys = 205

**Cross-tabulation Report**  
Core Alcohol and Drug Survey - Long Form

Wednesday, October 24, 2018  
Page 9 of 52

**17a. Within the last year about how often have you used tobacco (smoke, chew, snuff)**

	Male		Female		Unknown		Total		
	Freq.	Pct.	Freq.	Pct.	Freq.	Pct.	Freq.	Pct.	
01 Never	35	55	109	78	0	0	144	70.2	
02 Once/year	7	11	10	7	0	0	17	8.3	
03 6 times/year	2	3	9	6	0	0	11	5.4	
04 Once/month	1	2	2	1	0	0	3	1.5	
05 Twice/month	5	8	3	2	0	0	8	3.9	
06 Once/week	2	3	2	1	1	100	5	2.4	
07 3 times/week	2	3	1	1	0	0	3	1.5	
08 5 times/week	2	3	0	0	0	0	2	1.0	
09 Every day	8	13	4	3	0	0	12	5.9	
Valid responses =	64	31	140	68	1	0	205	100.0	

Invalid responses include no response or multiple responses.

**17b. Within the last year about how often have you used alcohol (beer, wine, liquor)**

	Male		Female		Unknown		Total		
	Freq.	Pct.	Freq.	Pct.	Freq.	Pct.	Freq.	Pct.	
01 Never	12	19	30	21	0	0	42	20.5	
02 Once/year	6	9	6	4	0	0	12	5.9	
03 6 times/year	5	8	19	14	0	0	24	11.7	
04 Once/month	1	2	14	10	0	0	15	7.3	
05 Twice/month	9	14	26	19	0	0	35	17.1	
06 Once/week	11	17	28	20	1	100	40	19.5	
07 3 times/week	14	22	15	11	0	0	29	14.1	
08 5 times/week	5	8	1	1	0	0	6	2.9	
09 Every day	1	2	1	1	0	0	2	1.0	
Valid responses =	64	31	140	68	1	0	205	100.0	

Invalid responses include no response or multiple responses.

**17c. Within the last year about how often have you used marijuana (pot, hash, hash oil)**

	Male		Female		Unknown		Total		
	Freq.	Pct.	Freq.	Pct.	Freq.	Pct.	Freq.	Pct.	
01 Never	37	58	84	60	0	0	121	59.0	
02 Once/year	5	8	14	10	0	0	19	9.3	
03 6 times/year	4	6	19	14	0	0	23	11.2	
04 Once/month	4	6	3	2	0	0	7	3.4	
05 Twice/month	1	2	7	5	0	0	8	3.9	
06 Once/week	1	2	3	2	1	100	5	2.4	
07 3 times/week	4	6	4	3	0	0	8	3.9	
08 5 times/week	3	5	2	1	0	0	5	2.4	
09 Every day	5	8	4	3	0	0	9	4.4	
Valid responses =	64	31	140	68	1	0	205	100.0	

Invalid responses include no response or multiple responses.

**17d. Within the last year about how often have you used cocaine (crack, rock, freebase)**

	Male		Female		Unknown		Total		
	Freq.	Pct.	Freq.	Pct.	Freq.	Pct.	Freq.	Pct.	
01 Never	57	89	136	97	1	100	194	94.6	
02 Once/year	3	5	1	1	0	0	4	2.0	
03 6 times/year	0	0	2	1	0	0	2	1.0	
04 Once/month	0	0	0	0	0	0	0	0.0	
05 Twice/month	2	3	0	0	0	0	2	1.0	
06 Once/week	0	0	0	0	0	0	0	0.0	
07 3 times/week	1	2	0	0	0	0	1	0.5	
08 5 times/week	0	0	0	0	0	0	0	0.0	
09 Every day	1	2	1	1	0	0	2	1.0	
Valid responses =	64	31	140	68	1	0	205	100.0	

Invalid responses include no response or multiple responses.

**University of Tennessee Knoxville (ONLINE) ( 2018 Other )**

SIUC/Core Institute  
374 East Grand Avenue  
(618) 453-4420  
Carbondale, IL 62901

Consortium Number = 7173  
Institution Number = 6815  
Number of Surveys = 205

**Cross-tabulation Report**  
Core Alcohol and Drug Survey - Long Form

Wednesday, October 24, 2018  
Page 10 of 52

**17e. Within the last year about how often have you used amphetamines (diet pills, speed)**

	Male		Female		Unknown		Total		
	Freq.	Pct.	Freq.	Pct.	Freq.	Pct.	Freq.	Pct.	
01 Never	57	90	133	96	1	100	191	94.1	
02 Once/year	0	0	0	0	0	0	0	0.0	
03 6 times/year	2	3	1	1	0	0	3	1.5	
04 Once/month	0	0	1	1	0	0	1	0.5	
05 Twice/month	1	2	1	1	0	0	2	1.0	
06 Once/week	1	2	0	0	0	0	1	0.5	
07 3 times/week	1	2	0	0	0	0	1	0.5	
08 5 times/week	0	0	1	1	0	0	1	0.5	
09 Every day	1	2	2	1	0	0	3	1.5	
Valid responses =	63	31	139	68	1	0	203	99.0	

Invalid responses include no response or multiple responses.

**17f. Within the last year about how often have you used sedatives (downers, ludes)**

	Male		Female		Unknown		Total		
	Freq.	Pct.	Freq.	Pct.	Freq.	Pct.	Freq.	Pct.	
01 Never	61	95	137	98	1	100	199	97.1	
02 Once/year	0	0	1	1	0	0	1	0.5	
03 6 times/year	0	0	1	1	0	0	1	0.5	
04 Once/month	0	0	0	0	0	0	0	0.0	
05 Twice/month	1	2	0	0	0	0	1	0.5	
06 Once/week	1	2	0	0	0	0	1	0.5	
07 3 times/week	0	0	0	0	0	0	0	0.0	
08 5 times/week	0	0	0	0	0	0	0	0.0	
09 Every day	1	2	1	1	0	0	2	1.0	
Valid responses =	64	31	140	68	1	0	205	100.0	

Invalid responses include no response or multiple responses.

**17g. Within the last year about how often have you used hallucinogens (LSD, PCP)**

	Male		Female		Unknown		Total		
	Freq.	Pct.	Freq.	Pct.	Freq.	Pct.	Freq.	Pct.	
01 Never	57	89	134	96	0	0	191	93.6	
02 Once/year	6	9	2	1	1	100	9	4.4	
03 6 times/year	0	0	1	1	0	0	1	0.5	
04 Once/month	0	0	1	1	0	0	1	0.5	
05 Twice/month	0	0	0	0	0	0	0	0.0	
06 Once/week	1	2	0	0	0	0	1	0.5	
07 3 times/week	0	0	0	0	0	0	0	0.0	
08 5 times/week	0	0	0	0	0	0	0	0.0	
09 Every day	0	0	1	1	0	0	1	0.5	
Valid responses =	64	31	139	68	1	0	204	99.5	

Invalid responses include no response or multiple responses.

**17h. Within the last year about how often have you used opiates (heroin, smack, horse)**

	Male		Female		Unknown		Total		
	Freq.	Pct.	Freq.	Pct.	Freq.	Pct.	Freq.	Pct.	
01 Never	60	94	139	99	0	0	199	97.1	
02 Once/year	1	2	0	0	1	100	2	1.0	
03 6 times/year	0	0	0	0	0	0	0	0.0	
04 Once/month	0	0	0	0	0	0	0	0.0	
05 Twice/month	0	0	0	0	0	0	0	0.0	
06 Once/week	0	0	0	0	0	0	0	0.0	
07 3 times/week	0	0	0	0	0	0	0	0.0	
08 5 times/week	0	0	0	0	0	0	0	0.0	
09 Every day	3	5	1	1	0	0	4	2.0	
Valid responses =	64	31	140	68	1	0	205	100.0	

Invalid responses include no response or multiple responses.

**University of Tennessee Knoxville (ONLINE) ( 2018 Other )**

SIUC/Core Institute  
374 East Grand Avenue  
(618) 453-4420  
Carbondale, IL 62901

Consortium Number = 7173  
Institution Number = 6815  
Number of Surveys = 205

**Cross-tabulation Report**  
Core Alcohol and Drug Survey - Long Form

Wednesday, October 24, 2018  
Page 11 of 52

**17i. Within the last year about how often have you used inhalants (glue, solvents, gas)**

	Male		Female		Unknown		Total		
	Freq.	Pct.	Freq.	Pct.	Freq.	Pct.	Freq.	Pct.	
01 Never	59	92	138	99	1	100	198	96.6	
02 Once/year	4	6	1	1	0	0	5	2.4	
03 6 times/year	0	0	0	0	0	0	0	0.0	
04 Once/month	0	0	0	0	0	0	0	0.0	
05 Twice/month	0	0	0	0	0	0	0	0.0	
06 Once/week	0	0	0	0	0	0	0	0.0	
07 3 times/week	0	0	0	0	0	0	0	0.0	
08 5 times/week	0	0	0	0	0	0	0	0.0	
09 Every day	1	2	1	1	0	0	2	1.0	
Valid responses =	64	31	140	68	1	0	205	100.0	

Invalid responses include no response or multiple responses.

**17j. Within the last year about how often have you used designer drugs (ecstasy, MDMA)**

	Male		Female		Unknown		Total		
	Freq.	Pct.	Freq.	Pct.	Freq.	Pct.	Freq.	Pct.	
01 Never	61	95	135	96	0	0	196	95.6	
02 Once/year	2	3	4	3	1	100	7	3.4	
03 6 times/year	0	0	0	0	0	0	0	0.0	
04 Once/month	1	2	0	0	0	0	1	0.5	
05 Twice/month	0	0	0	0	0	0	0	0.0	
06 Once/week	0	0	0	0	0	0	0	0.0	
07 3 times/week	0	0	0	0	0	0	0	0.0	
08 5 times/week	0	0	0	0	0	0	0	0.0	
09 Every day	0	0	1	1	0	0	1	0.5	
Valid responses =	64	31	140	68	1	0	205	100.0	

Invalid responses include no response or multiple responses.

**17k. Within the last year about how often have you used steroids**

	Male		Female		Unknown		Total		
	Freq.	Pct.	Freq.	Pct.	Freq.	Pct.	Freq.	Pct.	
01 Never	61	95	139	99	1	100	201	98.0	
02 Once/year	0	0	0	0	0	0	0	0.0	
03 6 times/year	0	0	0	0	0	0	0	0.0	
04 Once/month	1	2	0	0	0	0	1	0.5	
05 Twice/month	1	2	0	0	0	0	1	0.5	
06 Once/week	0	0	0	0	0	0	0	0.0	
07 3 times/week	0	0	0	0	0	0	0	0.0	
08 5 times/week	0	0	0	0	0	0	0	0.0	
09 Every day	1	2	1	1	0	0	2	1.0	
Valid responses =	64	31	140	68	1	0	205	100.0	

Invalid responses include no response or multiple responses.

**17l. Within the last year about how often have you used other illegal drugs**

	Male		Female		Unknown		Total		
	Freq.	Pct.	Freq.	Pct.	Freq.	Pct.	Freq.	Pct.	
01 Never	62	97	139	99	0	0	201	98.0	
02 Once/year	1	2	0	0	0	0	1	0.5	
03 6 times/year	0	0	0	0	0	0	0	0.0	
04 Once/month	0	0	0	0	1	100	1	0.5	
05 Twice/month	0	0	0	0	0	0	0	0.0	
06 Once/week	1	2	0	0	0	0	1	0.5	
07 3 times/week	0	0	0	0	0	0	0	0.0	
08 5 times/week	0	0	0	0	0	0	0	0.0	
09 Every day	0	0	1	1	0	0	1	0.5	
Valid responses =	64	31	140	68	1	0	205	100.0	

Invalid responses include no response or multiple responses.

**18a. During the past 30 days on how many days did you have tobacco (smoke, chew, snuff)**

	Male		Female		Unknown		Total	
	Freq.	Pct.	Freq.	Pct.	Freq.	Pct.	Freq.	Pct.
01 0 days	44	69	121	86	0	0	165	80.5
02 1-2 days	4	6	11	8	0	0	15	7.3
03 3-5 days	4	6	3	2	1	100	8	3.9
04 6-9 days	1	2	0	0	0	0	1	0.5
05 10-19 days	1	2	1	1	0	0	2	1.0
06 20-29 days	4	6	0	0	0	0	4	2.0
07 All 30 days	6	9	4	3	0	0	10	4.9
Valid responses =	64	31	140	68	1	0	205	100.0

Invalid responses include no response or multiple responses.

**18b. During the past 30 days on how many days did you have alcohol (beer, wine, liquor)**

	Male		Female		Unknown		Total	
	Freq.	Pct.	Freq.	Pct.	Freq.	Pct.	Freq.	Pct.
01 0 days	20	31	47	34	0	0	67	33.2
02 1-2 days	12	19	33	24	0	0	45	22.3
03 3-5 days	9	14	25	18	1	100	35	17.3
04 6-9 days	8	13	23	17	0	0	31	15.3
05 10-19 days	11	17	8	6	0	0	19	9.4
06 20-29 days	4	6	0	0	0	0	4	2.0
07 All 30 days	0	0	1	1	0	0	1	0.5
Valid responses =	64	32	137	68	1	0	202	98.5

Invalid responses include no response or multiple responses.

**18c. During the past 30 days on how many days did you have marijuana (pot, hash, hash oil)**

	Male		Female		Unknown		Total	
	Freq.	Pct.	Freq.	Pct.	Freq.	Pct.	Freq.	Pct.
01 0 days	42	67	110	79	0	0	152	74.5
02 1-2 days	6	10	14	10	0	0	20	9.8
03 3-5 days	2	3	3	2	1	100	6	2.9
04 6-9 days	3	5	3	2	0	0	6	2.9
05 10-19 days	2	3	5	4	0	0	7	3.4
06 20-29 days	2	3	3	2	0	0	5	2.5
07 All 30 days	6	10	2	1	0	0	8	3.9
Valid responses =	63	31	140	69	1	0	204	99.5

Invalid responses include no response or multiple responses.

**18d. During the past 30 days on how many days did you have cocaine (crack, rock, freebase)**

	Male		Female		Unknown		Total	
	Freq.	Pct.	Freq.	Pct.	Freq.	Pct.	Freq.	Pct.
01 0 days	59	92	137	98	1	100	197	96.1
02 1-2 days	1	2	1	1	0	0	2	1.0
03 3-5 days	1	2	1	1	0	0	2	1.0
04 6-9 days	0	0	0	0	0	0	0	0.0
05 10-19 days	1	2	0	0	0	0	1	0.5
06 20-29 days	1	2	0	0	0	0	1	0.5
07 All 30 days	1	2	1	1	0	0	2	1.0
Valid responses =	64	31	140	68	1	0	205	100.0

Invalid responses include no response or multiple responses.

**18e. During the past 30 days on how many days did you have amphetamines (diet pills, speed)**

	Male		Female		Unknown		Total	
	Freq.	Pct.	Freq.	Pct.	Freq.	Pct.	Freq.	Pct.
01 0 days	58	91	137	98	1	100	196	95.6
02 1-2 days	5	8	0	0	0	0	5	2.4
03 3-5 days	0	0	0	0	0	0	0	0.0
04 6-9 days	0	0	0	0	0	0	0	0.0
05 10-19 days	0	0	1	1	0	0	1	0.5
06 20-29 days	0	0	0	0	0	0	0	0.0
07 All 30 days	1	2	2	1	0	0	3	1.5
Valid responses =	64	31	140	68	1	0	205	100.0

Invalid responses include no response or multiple responses.

**18f. During the past 30 days on how many days did you have sedatives (downers, ludes)**

	Male		Female		Unknown		Total	
	Freq.	Pct.	Freq.	Pct.	Freq.	Pct.	Freq.	Pct.
01 0 days	59	92	137	98	1	100	197	96.1
02 1-2 days	0	0	2	1	0	0	2	1.0
03 3-5 days	1	2	0	0	0	0	1	0.5
04 6-9 days	1	2	0	0	0	0	1	0.5
05 10-19 days	1	2	0	0	0	0	1	0.5
06 20-29 days	1	2	0	0	0	0	1	0.5
07 All 30 days	1	2	1	1	0	0	2	1.0
Valid responses =	64	31	140	68	1	0	205	100.0

Invalid responses include no response or multiple responses.

**18g. During the past 30 days on how many days did you have hallucinogens (LSD, PCP)**

	Male		Female		Unknown		Total	
	Freq.	Pct.	Freq.	Pct.	Freq.	Pct.	Freq.	Pct.
01 0 days	62	97	137	98	1	100	200	97.6
02 1-2 days	1	2	2	1	0	0	3	1.5
03 3-5 days	0	0	0	0	0	0	0	0.0
04 6-9 days	0	0	0	0	0	0	0	0.0
05 10-19 days	0	0	0	0	0	0	0	0.0
06 20-29 days	0	0	0	0	0	0	0	0.0
07 All 30 days	1	2	1	1	0	0	2	1.0
Valid responses =	64	31	140	68	1	0	205	100.0

Invalid responses include no response or multiple responses.

**18h. During the past 30 days on how many days did you have opiates (heroin, smack, horse)**

	Male		Female		Unknown		Total	
	Freq.	Pct.	Freq.	Pct.	Freq.	Pct.	Freq.	Pct.
01 0 days	60	94	139	99	1	100	200	97.6
02 1-2 days	0	0	0	0	0	0	0	0.0
03 3-5 days	0	0	0	0	0	0	0	0.0
04 6-9 days	0	0	0	0	0	0	0	0.0
05 10-19 days	1	2	0	0	0	0	1	0.5
06 20-29 days	1	2	0	0	0	0	1	0.5
07 All 30 days	2	3	1	1	0	0	3	1.5
Valid responses =	64	31	140	68	1	0	205	100.0

Invalid responses include no response or multiple responses.

**18i. During the past 30 days on how many days did you have inhalants (glue, solvents, gas)**

	Male		Female		Unknown		Total		
	Freq.	Pct.	Freq.	Pct.	Freq.	Pct.	Freq.	Pct.	
01 0 days	60	94	139	99	1	100	200	97.6	
02 1-2 days	1	2	0	0	0	0	1	0.5	
03 3-5 days	0	0	0	0	0	0	0	0.0	
04 6-9 days	2	3	0	0	0	0	2	1.0	
05 10-19 days	0	0	0	0	0	0	0	0.0	
06 20-29 days	0	0	0	0	0	0	0	0.0	
07 All 30 days	1	2	1	1	0	0	2	1.0	
Valid responses =	64	31	140	68	1	0	205	100.0	

Invalid responses include no response or multiple responses.

**18j. During the past 30 days on how many days did you have designer drugs (ecstasy, MDMA)**

	Male		Female		Unknown		Total		
	Freq.	Pct.	Freq.	Pct.	Freq.	Pct.	Freq.	Pct.	
01 0 days	60	94	139	99	1	100	200	97.6	
02 1-2 days	2	3	0	0	0	0	2	1.0	
03 3-5 days	0	0	0	0	0	0	0	0.0	
04 6-9 days	0	0	0	0	0	0	0	0.0	
05 10-19 days	0	0	0	0	0	0	0	0.0	
06 20-29 days	1	2	0	0	0	0	1	0.5	
07 All 30 days	1	2	1	1	0	0	2	1.0	
Valid responses =	64	31	140	68	1	0	205	100.0	

Invalid responses include no response or multiple responses.

**18k. During the past 30 days on how many days did you have steroids**

	Male		Female		Unknown		Total		
	Freq.	Pct.	Freq.	Pct.	Freq.	Pct.	Freq.	Pct.	
01 0 days	60	95	139	99	1	100	200	98.0	
02 1-2 days	0	0	0	0	0	0	0	0.0	
03 3-5 days	2	3	0	0	0	0	2	1.0	
04 6-9 days	0	0	0	0	0	0	0	0.0	
05 10-19 days	0	0	0	0	0	0	0	0.0	
06 20-29 days	0	0	0	0	0	0	0	0.0	
07 All 30 days	1	2	1	1	0	0	2	1.0	
Valid responses =	63	31	140	69	1	0	204	99.5	

Invalid responses include no response or multiple responses.

**18l. During the past 30 days on how many days did you have other illegal drugs**

	Male		Female		Unknown		Total		
	Freq.	Pct.	Freq.	Pct.	Freq.	Pct.	Freq.	Pct.	
01 0 days	59	94	139	99	0	0	198	97.1	
02 1-2 days	2	3	0	0	1	100	3	1.5	
03 3-5 days	0	0	0	0	0	0	0	0.0	
04 6-9 days	0	0	0	0	0	0	0	0.0	
05 10-19 days	0	0	0	0	0	0	0	0.0	
06 20-29 days	1	2	0	0	0	0	1	0.5	
07 All 30 days	1	2	1	1	0	0	2	1.0	
Valid responses =	63	31	140	69	1	0	204	99.5	

Invalid responses include no response or multiple responses.

**19a. How often do you think the average student on your campus uses tobacco (smoke, chew, snuff)**

	Male		Female		Unknown		Total		
	Freq.	Pct.	Freq.	Pct.	Freq.	Pct.	Freq.	Pct.	
01 Never	5	8	7	5	0	0	12	6.1	
02 Once/year	4	7	5	4	0	0	9	4.5	
03 6 times/year	7	12	13	9	1	100	21	10.6	
04 Once/month	9	15	13	9	0	0	22	11.1	
05 Twice/month	5	8	14	10	0	0	19	9.6	
06 Once/week	12	20	33	24	0	0	45	22.7	
07 3 times/week	10	17	22	16	0	0	32	16.2	
08 5 times/week	7	12	14	10	0	0	21	10.6	
09 Every day	0	0	17	12	0	0	17	8.6	
Valid responses =	59	30	138	70	1	1	198	96.6	

Invalid responses include no response or multiple responses.

**19b. How often do you think the average student on your campus uses alcohol (beer, wine, liquor)**

	Male		Female		Unknown		Total		
	Freq.	Pct.	Freq.	Pct.	Freq.	Pct.	Freq.	Pct.	
01 Never	1	2	3	2	0	0	4	2.0	
02 Once/year	1	2	0	0	0	0	1	0.5	
03 6 times/year	1	2	2	1	0	0	3	1.5	
04 Once/month	2	3	2	1	0	0	4	2.0	
05 Twice/month	4	7	9	7	1	100	14	7.1	
06 Once/week	19	33	47	34	0	0	66	33.5	
07 3 times/week	22	38	50	36	0	0	72	36.5	
08 5 times/week	8	14	15	11	0	0	23	11.7	
09 Every day	0	0	10	7	0	0	10	5.1	
Valid responses =	58	29	138	70	1	1	197	96.1	

Invalid responses include no response or multiple responses.

**19c. How often do you think the average student on your campus uses marijuana (pot, hash, hash oil)**

	Male		Female		Unknown		Total		
	Freq.	Pct.	Freq.	Pct.	Freq.	Pct.	Freq.	Pct.	
01 Never	2	3	3	2	0	0	5	2.5	
02 Once/year	2	3	1	1	0	0	3	1.5	
03 6 times/year	3	5	13	9	1	100	17	8.6	
04 Once/month	12	20	13	9	0	0	25	12.6	
05 Twice/month	5	8	19	14	0	0	24	12.1	
06 Once/week	15	25	25	18	0	0	40	20.2	
07 3 times/week	13	22	35	25	0	0	48	24.2	
08 5 times/week	5	8	16	12	0	0	21	10.6	
09 Every day	2	3	13	9	0	0	15	7.6	
Valid responses =	59	30	138	70	1	1	198	96.6	

Invalid responses include no response or multiple responses.

**19d. How often do you think the average student on your campus uses cocaine (crack, rock, freebase)**

	Male		Female		Unknown		Total		
	Freq.	Pct.	Freq.	Pct.	Freq.	Pct.	Freq.	Pct.	
01 Never	17	29	31	23	1	100	49	24.9	
02 Once/year	15	25	30	22	0	0	45	22.8	
03 6 times/year	10	17	23	17	0	0	33	16.8	
04 Once/month	10	17	14	10	0	0	24	12.2	
05 Twice/month	2	3	13	9	0	0	15	7.6	
06 Once/week	3	5	18	13	0	0	21	10.7	
07 3 times/week	1	2	3	2	0	0	4	2.0	
08 5 times/week	0	0	1	1	0	0	1	0.5	
09 Every day	1	2	4	3	0	0	5	2.5	
Valid responses =	59	30	137	70	1	1	197	96.1	

Invalid responses include no response or multiple responses.

**19e. How often do you think the average student on your campus uses amphetamines (diet pills, speed)**

	Male		Female		Unknown		Total	
	Freq.	Pct.	Freq.	Pct.	Freq.	Pct.	Freq.	Pct.
01 Never	22	37	43	31	0	0	65	33.0
02 Once/year	16	27	26	19	1	100	43	21.8
03 6 times/year	6	10	15	11	0	0	21	10.7
04 Once/month	5	8	17	12	0	0	22	11.2
05 Twice/month	2	3	12	9	0	0	14	7.1
06 Once/week	2	3	11	8	0	0	13	6.6
07 3 times/week	4	7	5	4	0	0	9	4.6
08 5 times/week	1	2	2	1	0	0	3	1.5
09 Every day	1	2	6	4	0	0	7	3.6
Valid responses =	59	30	137	70	1	1	197	96.1

Invalid responses include no response or multiple responses.

**19f. How often do you think the average student on your campus uses sedatives (downers, ludes)**

	Male		Female		Unknown		Total	
	Freq.	Pct.	Freq.	Pct.	Freq.	Pct.	Freq.	Pct.
01 Never	22	38	54	39	0	0	76	38.8
02 Once/year	18	31	29	21	1	100	48	24.5
03 6 times/year	8	14	15	11	0	0	23	11.7
04 Once/month	4	7	12	9	0	0	16	8.2
05 Twice/month	3	5	11	8	0	0	14	7.1
06 Once/week	2	3	9	7	0	0	11	5.6
07 3 times/week	1	2	4	3	0	0	5	2.6
08 5 times/week	0	0	0	0	0	0	0	0.0
09 Every day	0	0	3	2	0	0	3	1.5
Valid responses =	58	30	137	70	1	1	196	95.6

Invalid responses include no response or multiple responses.

**19g. How often do you think the average student on your campus uses hallucinogens (LSD, PCP)**

	Male		Female		Unknown		Total	
	Freq.	Pct.	Freq.	Pct.	Freq.	Pct.	Freq.	Pct.
01 Never	20	35	43	32	0	0	63	32.5
02 Once/year	16	28	34	25	1	100	51	26.3
03 6 times/year	9	16	25	18	0	0	34	17.5
04 Once/month	4	7	9	7	0	0	13	6.7
05 Twice/month	6	11	12	9	0	0	18	9.3
06 Once/week	1	2	8	6	0	0	9	4.6
07 3 times/week	1	2	3	2	0	0	4	2.1
08 5 times/week	0	0	0	0	0	0	0	0.0
09 Every day	0	0	2	1	0	0	2	1.0
Valid responses =	57	29	136	70	1	1	194	94.6

Invalid responses include no response or multiple responses.

**19h. How often do you think the average student on your campus uses opiates (heroin, smack, horse)**

	Male		Female		Unknown		Total	
	Freq.	Pct.	Freq.	Pct.	Freq.	Pct.	Freq.	Pct.
01 Never	34	59	75	55	0	0	109	55.6
02 Once/year	14	24	27	20	1	100	42	21.4
03 6 times/year	4	7	15	11	0	0	19	9.7
04 Once/month	3	5	6	4	0	0	9	4.6
05 Twice/month	2	3	3	2	0	0	5	2.6
06 Once/week	1	2	7	5	0	0	8	4.1
07 3 times/week	0	0	1	1	0	0	1	0.5
08 5 times/week	0	0	0	0	0	0	0	0.0
09 Every day	0	0	3	2	0	0	3	1.5
Valid responses =	58	30	137	70	1	1	196	95.6

Invalid responses include no response or multiple responses.



**19i. How often do you think the average student on your campus uses inhalants (glue, solvents, gas)**

	Male		Female		Unknown		Total		
	Freq.	Pct.	Freq.	Pct.	Freq.	Pct.	Freq.	Pct.	
01 Never	32	55	84	61	1	100	117	59.7	
02 Once/year	18	31	20	15	0	0	38	19.4	
03 6 times/year	3	5	14	10	0	0	17	8.7	
04 Once/month	2	3	7	5	0	0	9	4.6	
05 Twice/month	0	0	3	2	0	0	3	1.5	
06 Once/week	3	5	6	4	0	0	9	4.6	
07 3 times/week	0	0	1	1	0	0	1	0.5	
08 5 times/week	0	0	1	1	0	0	1	0.5	
09 Every day	0	0	1	1	0	0	1	0.5	
Valid responses =	58	30	137	70	1	1	196	95.6	

Invalid responses include no response or multiple responses.

**19j. How often do you think the average student on your campus uses designer drugs (ecstasy, MDMA)**

	Male		Female		Unknown		Total		
	Freq.	Pct.	Freq.	Pct.	Freq.	Pct.	Freq.	Pct.	
01 Never	24	41	47	34	0	0	71	36.2	
02 Once/year	17	29	31	23	1	100	49	25.0	
03 6 times/year	10	17	28	20	0	0	38	19.4	
04 Once/month	1	2	10	7	0	0	11	5.6	
05 Twice/month	3	5	11	8	0	0	14	7.1	
06 Once/week	2	3	6	4	0	0	8	4.1	
07 3 times/week	0	0	1	1	0	0	1	0.5	
08 5 times/week	1	2	1	1	0	0	2	1.0	
09 Every day	0	0	2	1	0	0	2	1.0	
Valid responses =	58	30	137	70	1	1	196	95.6	

Invalid responses include no response or multiple responses.

**19k. How often do you think the average student on your campus uses steroids**

	Male		Female		Unknown		Total		
	Freq.	Pct.	Freq.	Pct.	Freq.	Pct.	Freq.	Pct.	
01 Never	22	39	61	45	1	100	84	43.3	
02 Once/year	18	32	16	12	0	0	34	17.5	
03 6 times/year	9	16	19	14	0	0	28	14.4	
04 Once/month	3	5	11	8	0	0	14	7.2	
05 Twice/month	1	2	10	7	0	0	11	5.7	
06 Once/week	3	5	11	8	0	0	14	7.2	
07 3 times/week	1	2	5	4	0	0	6	3.1	
08 5 times/week	0	0	0	0	0	0	0	0.0	
09 Every day	0	0	3	2	0	0	3	1.5	
Valid responses =	57	29	136	70	1	1	194	94.6	

Invalid responses include no response or multiple responses.

**19l. How often do you think the average student on your campus uses other illegal drugs**

	Male		Female		Unknown		Total		
	Freq.	Pct.	Freq.	Pct.	Freq.	Pct.	Freq.	Pct.	
01 Never	27	47	55	41	0	0	82	42.5	
02 Once/year	18	31	28	21	1	100	47	24.4	
03 6 times/year	4	7	21	16	0	0	25	13.0	
04 Once/month	3	5	9	7	0	0	12	6.2	
05 Twice/month	1	2	5	4	0	0	6	3.1	
06 Once/week	3	5	10	7	0	0	13	6.7	
07 3 times/week	1	2	3	2	0	0	4	2.1	
08 5 times/week	0	0	0	0	0	0	0	0.0	
09 Every day	1	2	3	2	0	0	4	2.1	
Valid responses =	58	30	134	69	1	1	193	94.1	

Invalid responses include no response or multiple responses.

**University of Tennessee Knoxville (ONLINE) ( 2018 Other )**

SIUC/Core Institute  
374 East Grand Avenue  
(618) 453-4420  
Carbondale, IL 62901

Consortium Number = 7173  
Institution Number = 6815  
Number of Surveys = 205

**Cross-tabulation Report**

Core Alcohol and Drug Survey - Long Form

Wednesday, October 24, 2018  
Page 18 of 52

**20a. Where have you used tobacco (smoke, chew, snuff)**

	Male		Female		Unknown		Total		
	Freq.	Pct.	Freq.	Pct.	Freq.	Pct.	Freq.	Pct.	
01 Never used	28	44	98	70	0	0	126	61.5	
02 On campus events	9	14	4	3	1	100	14	6.8	
03 Residence hall	10	16	8	6	0	0	18	8.8	
04 Frat/sorority	9	14	8	6	0	0	17	8.3	
05 Bar/restaurant	14	22	16	11	0	0	30	14.6	
06 Where you live	23	36	14	10	1	100	38	18.5	
07 In a car	15	23	15	11	1	100	31	15.1	
08 Private parties	21	33	18	13	1	100	40	19.5	
09 Other	6	9	7	5	0	0	13	6.3	

Valid responses = all responses and blanks: since multiple responses were possible, more than 100% may be indicated.

**20b. Where have you used alcohol (beer, wine, liquor)**

	Male		Female		Unknown		Total		
	Freq.	Pct.	Freq.	Pct.	Freq.	Pct.	Freq.	Pct.	
01 Never used	12	19	26	19	0	0	38	18.5	
02 On campus events	8	13	27	19	1	100	36	17.6	
03 Residence hall	20	31	55	39	1	100	76	37.1	
04 Frat/sorority	15	23	41	29	0	0	56	27.3	
05 Bar/restaurant	26	41	59	42	1	100	86	42.0	
06 Where you live	36	56	88	63	1	100	125	61.0	
07 In a car	9	14	23	16	1	100	33	16.1	
08 Private parties	36	56	86	61	1	100	123	60.0	
09 Other	13	20	17	12	0	0	30	14.6	

Valid responses = all responses and blanks: since multiple responses were possible, more than 100% may be indicated.

**20c. Where have you used marijuana (pot, hash, hash oil)**

	Male		Female		Unknown		Total		
	Freq.	Pct.	Freq.	Pct.	Freq.	Pct.	Freq.	Pct.	
01 Never used	27	42	76	54	0	0	103	50.2	
02 On campus events	4	6	5	4	0	0	9	4.4	
03 Residence hall	10	16	19	14	0	0	29	14.1	
04 Frat/sorority	6	9	12	9	0	0	18	8.8	
05 Bar/restaurant	2	3	3	2	0	0	5	2.4	
06 Where you live	20	31	34	24	1	100	55	26.8	
07 In a car	9	14	25	18	1	100	35	17.1	
08 Private parties	22	34	41	29	1	100	64	31.2	
09 Other	6	9	8	6	0	0	14	6.8	

Valid responses = all responses and blanks: since multiple responses were possible, more than 100% may be indicated.

**20d. Where have you used cocaine (crack, rock, freebase)**

	Male		Female		Unknown		Total		
	Freq.	Pct.	Freq.	Pct.	Freq.	Pct.	Freq.	Pct.	
01 Never used	48	75	129	92	1	100	178	86.8	
02 On campus events	3	5	0	0	0	0	3	1.5	
03 Residence hall	0	0	2	1	0	0	2	1.0	
04 Frat/sorority	2	3	2	1	0	0	4	2.0	
05 Bar/restaurant	2	3	1	1	0	0	3	1.5	
06 Where you live	3	5	4	3	0	0	7	3.4	
07 In a car	4	6	2	1	0	0	6	2.9	
08 Private parties	8	13	4	3	0	0	12	5.9	
09 Other	2	3	4	3	0	0	6	2.9	

Valid responses = all responses and blanks: since multiple responses were possible, more than 100% may be indicated.

**20e. Where have you used amphetamines (diet pills, speed)**

	Male		Female		Unknown		Total		
	Freq.	Pct.	Freq.	Pct.	Freq.	Pct.	Freq.	Pct.	
01 Never used	52	81	130	93	1	100	183	89.3	
02 On campus events	2	3	0	0	0	0	2	1.0	
03 Residence hall	4	6	2	1	0	0	6	2.9	
04 Frat/sorority	2	3	1	1	0	0	3	1.5	
05 Bar/restaurant	1	2	2	1	0	0	3	1.5	
06 Where you live	3	5	7	5	0	0	10	4.9	
07 In a car	1	2	2	1	0	0	3	1.5	
08 Private parties	4	6	2	1	0	0	6	2.9	
09 Other	0	0	2	1	0	0	2	1.0	

Valid responses = all responses and blanks: since multiple responses were possible, more than 100% may be indicated.

**20f. Where have you used sedatives (downers, ludes)**

	Male		Female		Unknown		Total		
	Freq.	Pct.	Freq.	Pct.	Freq.	Pct.	Freq.	Pct.	
01 Never used	54	84	133	95	1	100	188	91.7	
02 On campus events	1	2	0	0	0	0	1	0.5	
03 Residence hall	1	2	0	0	0	0	1	0.5	
04 Frat/sorority	2	3	1	1	0	0	3	1.5	
05 Bar/restaurant	1	2	0	0	0	0	1	0.5	
06 Where you live	2	3	4	3	0	0	6	2.9	
07 In a car	1	2	1	1	0	0	2	1.0	
08 Private parties	4	6	2	1	0	0	6	2.9	
09 Other	0	0	1	1	0	0	1	0.5	

Valid responses = all responses and blanks: since multiple responses were possible, more than 100% may be indicated.

**20g. Where have you used hallucinogens (LSD, PCP)**

	Male		Female		Unknown		Total		
	Freq.	Pct.	Freq.	Pct.	Freq.	Pct.	Freq.	Pct.	
01 Never used	48	75	128	91	0	0	176	85.9	
02 On campus events	3	5	0	0	0	0	3	1.5	
03 Residence hall	2	3	0	0	0	0	2	1.0	
04 Frat/sorority	1	2	1	1	0	0	2	1.0	
05 Bar/restaurant	1	2	1	1	0	0	2	1.0	
06 Where you live	4	6	6	4	1	100	11	5.4	
07 In a car	1	2	1	1	0	0	2	1.0	
08 Private parties	3	5	4	3	0	0	7	3.4	
09 Other	5	8	4	3	0	0	9	4.4	

Valid responses = all responses and blanks: since multiple responses were possible, more than 100% may be indicated.

**20h. Where have you used opiates (heroin, smack, horse)**

	Male		Female		Unknown		Total		
	Freq.	Pct.	Freq.	Pct.	Freq.	Pct.	Freq.	Pct.	
01 Never used	55	86	134	96	0	0	189	92.2	
02 On campus events	1	2	0	0	0	0	1	0.5	
03 Residence hall	1	2	0	0	0	0	1	0.5	
04 Frat/sorority	1	2	1	1	0	0	2	1.0	
05 Bar/restaurant	1	2	1	1	0	0	2	1.0	
06 Where you live	3	5	3	2	1	100	7	3.4	
07 In a car	1	2	1	1	0	0	2	1.0	
08 Private parties	2	3	1	1	0	0	3	1.5	
09 Other	1	2	2	1	0	0	3	1.5	

Valid responses = all responses and blanks: since multiple responses were possible, more than 100% may be indicated.

**20i. Where have you used inhalants (glue, solvents, gas)**

	Male		Female		Unknown		Total		
	Freq.	Pct.	Freq.	Pct.	Freq.	Pct.	Freq.	Pct.	
01 Never used	56	88	136	97	1	100	193	94.1	
02 On campus events	1	2	0	0	0	0	1	0.5	
03 Residence hall	1	2	0	0	0	0	1	0.5	
04 Frat/sorority	1	2	0	0	0	0	1	0.5	
05 Bar/restaurant	1	2	0	0	0	0	1	0.5	
06 Where you live	2	3	0	0	0	0	2	1.0	
07 In a car	1	2	0	0	0	0	1	0.5	
08 Private parties	2	3	0	0	0	0	2	1.0	
09 Other	1	2	2	1	0	0	3	1.5	

Valid responses = all responses and blanks: since multiple responses were possible, more than 100% may be indicated.

**20j. Where have you used designer drugs (ecstasy, MDMA)**

	Male		Female		Unknown		Total		
	Freq.	Pct.	Freq.	Pct.	Freq.	Pct.	Freq.	Pct.	
01 Never used	54	84	131	94	0	0	185	90.2	
02 On campus events	0	0	0	0	0	0	0	0.0	
03 Residence hall	0	0	1	1	0	0	1	0.5	
04 Frat/sorority	0	0	1	1	0	0	1	0.5	
05 Bar/restaurant	0	0	2	1	0	0	2	1.0	
06 Where you live	3	5	5	4	1	100	9	4.4	
07 In a car	0	0	1	1	0	0	1	0.5	
08 Private parties	3	5	3	2	0	0	6	2.9	
09 Other	2	3	4	3	0	0	6	2.9	

Valid responses = all responses and blanks: since multiple responses were possible, more than 100% may be indicated.

**20k. Where have you used steroids**

	Male		Female		Unknown		Total		
	Freq.	Pct.	Freq.	Pct.	Freq.	Pct.	Freq.	Pct.	
01 Never used	56	88	137	98	1	100	194	94.6	
02 On campus events	0	0	0	0	0	0	0	0.0	
03 Residence hall	0	0	0	0	0	0	0	0.0	
04 Frat/sorority	0	0	0	0	0	0	0	0.0	
05 Bar/restaurant	1	2	0	0	0	0	1	0.5	
06 Where you live	2	3	0	0	0	0	2	1.0	
07 In a car	0	0	0	0	0	0	0	0.0	
08 Private parties	0	0	0	0	0	0	0	0.0	
09 Other	0	0	1	1	0	0	1	0.5	

Valid responses = all responses and blanks: since multiple responses were possible, more than 100% may be indicated.

**20l. Where have you used other illegal drugs**

	Male		Female		Unknown		Total		
	Freq.	Pct.	Freq.	Pct.	Freq.	Pct.	Freq.	Pct.	
01 Never used	57	89	135	96	0	0	192	93.7	
02 On campus events	0	0	0	0	0	0	0	0.0	
03 Residence hall	0	0	1	1	1	100	2	1.0	
04 Frat/sorority	0	0	0	0	0	0	0	0.0	
05 Bar/restaurant	0	0	0	0	0	0	0	0.0	
06 Where you live	1	2	1	1	0	0	2	1.0	
07 In a car	1	2	0	0	0	0	1	0.5	
08 Private parties	0	0	1	1	0	0	1	0.5	
09 Other	0	0	2	1	0	0	2	1.0	

Valid responses = all responses and blanks: since multiple responses were possible, more than 100% may be indicated.

**21a. Please indicate how often you have experienced the following due to your drinking or drug use during the last year...**

**a. Had a hangover**

	Male		Female		Unknown		Total		
	Freq.	Pct.	Freq.	Pct.	Freq.	Pct.	Freq.	Pct.	
01 Never	22	37	54	39	0	0	76	38.4	
02 Once	12	20	18	13	0	0	30	15.2	
03 Twice	7	12	22	16	0	0	29	14.6	
04 3-5 times	9	15	21	15	1	100	31	15.7	
05 6-9 times	3	5	8	6	0	0	11	5.6	
06 10 or more times	6	10	15	11	0	0	21	10.6	
Valid responses =	59	30	138	70	1	1	198	96.6	

Invalid responses include no response or multiple responses.

**21b. Please indicate how often you have experienced the following due to your drinking or drug use during the last year...**

**b. Performed poorly on a test or important project**

	Male		Female		Unknown		Total		
	Freq.	Pct.	Freq.	Pct.	Freq.	Pct.	Freq.	Pct.	
01 Never	45	76	114	83	1	100	160	80.8	
02 Once	4	7	8	6	0	0	12	6.1	
03 Twice	6	10	7	5	0	0	13	6.6	
04 3-5 times	2	3	8	6	0	0	10	5.1	
05 6-9 times	1	2	0	0	0	0	1	0.5	
06 10 or more times	1	2	1	1	0	0	2	1.0	
Valid responses =	59	30	138	70	1	1	198	96.6	

Invalid responses include no response or multiple responses.

**21c. Please indicate how often you have experienced the following due to your drinking or drug use during the last year...**

**c. Been in trouble with police, residence hall, or other college authorities**

	Male		Female		Unknown		Total		
	Freq.	Pct.	Freq.	Pct.	Freq.	Pct.	Freq.	Pct.	
01 Never	53	90	129	94	1	100	183	92.9	
02 Once	4	7	6	4	0	0	10	5.1	
03 Twice	1	2	1	1	0	0	2	1.0	
04 3-5 times	0	0	0	0	0	0	0	0.0	
05 6-9 times	0	0	0	0	0	0	0	0.0	
06 10 or more times	1	2	1	1	0	0	2	1.0	
Valid responses =	59	30	137	70	1	1	197	96.1	

Invalid responses include no response or multiple responses.

**21d. Please indicate how often you have experienced the following due to your drinking or drug use during the last year...**

**d. Damaged property, pulled fire alarm, etc.**

	Male		Female		Unknown		Total		
	Freq.	Pct.	Freq.	Pct.	Freq.	Pct.	Freq.	Pct.	
01 Never	54	92	131	95	1	100	186	93.9	
02 Once	2	3	6	4	0	0	8	4.0	
03 Twice	0	0	0	0	0	0	0	0.0	
04 3-5 times	0	0	0	0	0	0	0	0.0	
05 6-9 times	1	2	0	0	0	0	1	0.5	
06 10 or more times	2	3	1	1	0	0	3	1.5	
Valid responses =	59	30	138	70	1	1	198	96.6	

Invalid responses include no response or multiple responses.

**21e. Please indicate how often you have experienced the following due to your drinking or drug use during the last year...**

**e. Got into an argument or fight**

	Male		Female		Unknown		Total		
	Freq.	Pct.	Freq.	Pct.	Freq.	Pct.	Freq.	Pct.	
01 Never	42	71	105	77	1	100	148	75.1	
02 Once	8	14	12	9	0	0	20	10.2	
03 Twice	3	5	10	7	0	0	13	6.6	
04 3-5 times	3	5	6	4	0	0	9	4.6	
05 6-9 times	1	2	3	2	0	0	4	2.0	
06 10 or more times	2	3	1	1	0	0	3	1.5	
Valid responses =	59	30	137	70	1	1	197	96.1	

Invalid responses include no response or multiple responses.

**21f. Please indicate how often you have experienced the following due to your drinking or drug use during the last year...**

**f. Got nauseated or vomited**

	Male		Female		Unknown		Total		
	Freq.	Pct.	Freq.	Pct.	Freq.	Pct.	Freq.	Pct.	
01 Never	23	39	61	45	0	0	84	42.6	
02 Once	20	34	29	21	1	100	50	25.4	
03 Twice	5	8	15	11	0	0	20	10.2	
04 3-5 times	9	15	18	13	0	0	27	13.7	
05 6-9 times	1	2	11	8	0	0	12	6.1	
06 10 or more times	1	2	3	2	0	0	4	2.0	
Valid responses =	59	30	137	70	1	1	197	96.1	

Invalid responses include no response or multiple responses.

**21g. Please indicate how often you have experienced the following due to your drinking or drug use during the last year...**

**g. Driven a car while under the influence**

	Male		Female		Unknown		Total		
	Freq.	Pct.	Freq.	Pct.	Freq.	Pct.	Freq.	Pct.	
01 Never	48	81	127	92	1	100	176	88.9	
02 Once	2	3	5	4	0	0	7	3.5	
03 Twice	1	2	4	3	0	0	5	2.5	
04 3-5 times	2	3	1	1	0	0	3	1.5	
05 6-9 times	1	2	0	0	0	0	1	0.5	
06 10 or more times	5	8	1	1	0	0	6	3.0	
Valid responses =	59	30	138	70	1	1	198	96.6	

Invalid responses include no response or multiple responses.

**21h. Please indicate how often you have experienced the following due to your drinking or drug use during the last year...**

**h. Missed a class**

	Male		Female		Unknown		Total		
	Freq.	Pct.	Freq.	Pct.	Freq.	Pct.	Freq.	Pct.	
01 Never	40	68	112	81	1	100	153	77.3	
02 Once	4	7	13	9	0	0	17	8.6	
03 Twice	4	7	6	4	0	0	10	5.1	
04 3-5 times	6	10	6	4	0	0	12	6.1	
05 6-9 times	1	2	0	0	0	0	1	0.5	
06 10 or more times	4	7	1	1	0	0	5	2.5	
Valid responses =	59	30	138	70	1	1	198	96.6	

Invalid responses include no response or multiple responses.

**21i. Please indicate how often you have experienced the following due to your drinking or drug use during the last year...**

**i. Been criticized by someone I know**

	Male		Female		Unknown		Total		
	Freq.	Pct.	Freq.	Pct.	Freq.	Pct.	Freq.	Pct.	
01 Never	37	63	95	69	0	0	132	66.7	
02 Once	10	17	9	7	1	100	20	10.1	
03 Twice	5	8	15	11	0	0	20	10.1	
04 3-5 times	2	3	12	9	0	0	14	7.1	
05 6-9 times	3	5	2	1	0	0	5	2.5	
06 10 or more times	2	3	5	4	0	0	7	3.5	
Valid responses =	59	30	138	70	1	1	198	96.6	

Invalid responses include no response or multiple responses.

**21j. Please indicate how often you have experienced the following due to your drinking or drug use during the last year...**

**j. Thought I might have a drinking or other drug problem**

	Male		Female		Unknown		Total		
	Freq.	Pct.	Freq.	Pct.	Freq.	Pct.	Freq.	Pct.	
01 Never	47	80	123	89	0	0	170	85.9	
02 Once	2	3	4	3	0	0	6	3.0	
03 Twice	4	7	3	2	0	0	7	3.5	
04 3-5 times	4	7	3	2	1	100	8	4.0	
05 6-9 times	0	0	3	2	0	0	3	1.5	
06 10 or more times	2	3	2	1	0	0	4	2.0	
Valid responses =	59	30	138	70	1	1	198	96.6	

Invalid responses include no response or multiple responses.

**21k. Please indicate how often you have experienced the following due to your drinking or drug use during the last year...**

**k. Had a memory loss**

	Male		Female		Unknown		Total		
	Freq.	Pct.	Freq.	Pct.	Freq.	Pct.	Freq.	Pct.	
01 Never	35	59	83	60	0	0	118	59.6	
02 Once	5	8	21	15	0	0	26	13.1	
03 Twice	5	8	12	9	1	100	18	9.1	
04 3-5 times	8	14	14	10	0	0	22	11.1	
05 6-9 times	2	3	4	3	0	0	6	3.0	
06 10 or more times	4	7	4	3	0	0	8	4.0	
Valid responses =	59	30	138	70	1	1	198	96.6	

Invalid responses include no response or multiple responses.

**21l. Please indicate how often you have experienced the following due to your drinking or drug use during the last year...**

**l. Done something I later regretted**

	Male		Female		Unknown		Total		
	Freq.	Pct.	Freq.	Pct.	Freq.	Pct.	Freq.	Pct.	
01 Never	36	61	81	59	0	0	117	59.1	
02 Once	9	15	20	14	1	100	30	15.2	
03 Twice	5	8	17	12	0	0	22	11.1	
04 3-5 times	5	8	14	10	0	0	19	9.6	
05 6-9 times	1	2	3	2	0	0	4	2.0	
06 10 or more times	3	5	3	2	0	0	6	3.0	
Valid responses =	59	30	138	70	1	1	198	96.6	

Invalid responses include no response or multiple responses.

**21m. Please indicate how often you have experienced the following due to your drinking or drug use during the last year...**

**m. Been arrested for DWI/DUI**

	Male		Female		Unknown		Total		
	Freq.	Pct.	Freq.	Pct.	Freq.	Pct.	Freq.	Pct.	
01 Never	57	97	137	99	1	100	195	98.5	
02 Once	2	3	0	0	0	0	2	1.0	
03 Twice	0	0	0	0	0	0	0	0.0	
04 3-5 times	0	0	0	0	0	0	0	0.0	
05 6-9 times	0	0	0	0	0	0	0	0.0	
06 10 or more times	0	0	1	1	0	0	1	0.5	
Valid responses =	59	30	138	70	1	1	198	96.6	

Invalid responses include no response or multiple responses.

**21n. Please indicate how often you have experienced the following due to your drinking or drug use during the last year...**

**n. Have been taken advantage of sexually**

	Male		Female		Unknown		Total		
	Freq.	Pct.	Freq.	Pct.	Freq.	Pct.	Freq.	Pct.	
01 Never	53	90	110	80	1	100	164	82.8	
02 Once	3	5	17	12	0	0	20	10.1	
03 Twice	1	2	9	7	0	0	10	5.1	
04 3-5 times	1	2	1	1	0	0	2	1.0	
05 6-9 times	1	2	0	0	0	0	1	0.5	
06 10 or more times	0	0	1	1	0	0	1	0.5	
Valid responses =	59	30	138	70	1	1	198	96.6	

Invalid responses include no response or multiple responses.

**21p. Please indicate how often you have experienced the following due to your drinking or drug use during the last year...**

**p. Tried unsuccessfully to stop using**

	Male		Female		Unknown		Total		
	Freq.	Pct.	Freq.	Pct.	Freq.	Pct.	Freq.	Pct.	
01 Never	52	88	128	93	1	100	181	91.9	
02 Once	2	3	5	4	0	0	7	3.6	
03 Twice	1	2	3	2	0	0	4	2.0	
04 3-5 times	3	5	0	0	0	0	3	1.5	
05 6-9 times	0	0	0	0	0	0	0	0.0	
06 10 or more times	1	2	1	1	0	0	2	1.0	
Valid responses =	59	30	137	70	1	1	197	96.1	

Invalid responses include no response or multiple responses.

**21q. Please indicate how often you have experienced the following due to your drinking or drug use during the last year...**

**q. Seriously thought about suicide**

	Male		Female		Unknown		Total		
	Freq.	Pct.	Freq.	Pct.	Freq.	Pct.	Freq.	Pct.	
01 Never	55	93	123	90	1	100	179	91.3	
02 Once	0	0	3	2	0	0	3	1.5	
03 Twice	1	2	3	2	0	0	4	2.0	
04 3-5 times	1	2	4	3	0	0	5	2.6	
05 6-9 times	0	0	1	1	0	0	1	0.5	
06 10 or more times	2	3	2	1	0	0	4	2.0	
Valid responses =	59	30	136	69	1	1	196	95.6	

Invalid responses include no response or multiple responses.



**21r. Please indicate how often you have experienced the following due to your drinking or drug use during the last year...**

**r. Seriously tried to commit suicide**

	Male		Female		Unknown		Total		
	Freq.	Pct.	Freq.	Pct.	Freq.	Pct.	Freq.	Pct.	
01 Never	56	95	132	96	1	100	189	95.9	
02 Once	0	0	2	1	0	0	2	1.0	
03 Twice	1	2	2	1	0	0	3	1.5	
04 3-5 times	1	2	0	0	0	0	1	0.5	
05 6-9 times	0	0	0	0	0	0	0	0.0	
06 10 or more times	1	2	1	1	0	0	2	1.0	
Valid responses =	59	30	137	70	1	1	197	96.1	

Invalid responses include no response or multiple responses.

**21s. Please indicate how often you have experienced the following due to your drinking or drug use during the last year...**

**s. Been hurt or injured**

	Male		Female		Unknown		Total		
	Freq.	Pct.	Freq.	Pct.	Freq.	Pct.	Freq.	Pct.	
01 Never	49	83	119	86	1	100	169	85.4	
02 Once	5	8	9	7	0	0	14	7.1	
03 Twice	3	5	3	2	0	0	6	3.0	
04 3-5 times	1	2	6	4	0	0	7	3.5	
05 6-9 times	0	0	0	0	0	0	0	0.0	
06 10 or more times	1	2	1	1	0	0	2	1.0	
Valid responses =	59	30	138	70	1	1	198	96.6	

Invalid responses include no response or multiple responses.

**22. Have any of your family had alcohol or other drug problems**

	Male		Female		Unknown		Total		
	Freq.	Pct.	Freq.	Pct.	Freq.	Pct.	Freq.	Pct.	
01 Mother	6	9	15	11	1	100	22	10.7	
02 Father	10	16	28	20	0	0	38	18.5	
03 Stepmother	1	2	1	1	0	0	2	1.0	
04 Stepfather	1	2	3	2	0	0	4	2.0	
05 Brothers/sisters	5	8	15	11	0	0	20	9.8	
06 Mother's parents	8	13	23	16	0	0	31	15.1	
07 Father's parents	7	11	16	11	0	0	23	11.2	
08 Aunts/uncles	17	27	40	29	0	0	57	27.8	
09 Spouse	0	0	2	1	0	0	2	1.0	
10 Children	1	2	0	0	0	0	1	0.5	
11 None	26	41	61	44	0	0	87	42.4	

Valid responses = all responses and blanks: since multiple responses were possible, more than 100% may be indicated.

**23. If you volunteer any of your time on or off campus to help others, please indicate the approximate number of hours per month and principal activity**

	Male		Female		Unknown		Total		
	Freq.	Pct.	Freq.	Pct.	Freq.	Pct.	Freq.	Pct.	
01 Less than 1 hour	25	45	52	40	0	0	77	41.2	
02 1-4 hours	15	27	36	28	1	100	52	27.8	
03 5-9 hours	9	16	20	15	0	0	29	15.5	
04 10-15 hours	3	5	13	10	0	0	16	8.6	
05 16 or more hours	4	7	9	7	0	0	13	7.0	
Valid responses =	56	30	130	70	1	1	187	91.2	

Invalid responses include no response or multiple responses.

**24a. Within the last year to what extent have you participated in any of the following activities**

**a. Intercollegiate athletics**

	Male		Female		Unknown		Total		
	Freq.	Pct.	Freq.	Pct.	Freq.	Pct.	Freq.	Pct.	
01 Not involved	50	86	123	90	1	100	174	89.2	
02 Actively involved	8	14	12	9	0	0	20	10.3	
03 Leadership position	0	0	1	1	0	0	1	0.5	
Valid responses =	58	30	136	70	1	1	195	95.1	

Invalid responses include no response or multiple responses.

**24b. Within the last year to what extent have you participated in any of the following activities**

**b. Intramural or club sports**

	Male		Female		Unknown		Total		
	Freq.	Pct.	Freq.	Pct.	Freq.	Pct.	Freq.	Pct.	
01 Not involved	36	62	111	82	0	0	147	75.4	
02 Actively involved	18	31	25	18	0	0	43	22.1	
03 Leadership position	4	7	0	0	1	100	5	2.6	
Valid responses =	58	30	136	70	1	1	195	95.1	

Invalid responses include no response or multiple responses.

**24c. Within the last year to what extent have you participated in any of the following activities**

**c. Social fraternities or sororities**

	Male		Female		Unknown		Total		
	Freq.	Pct.	Freq.	Pct.	Freq.	Pct.	Freq.	Pct.	
01 Not involved	46	79	99	73	1	100	146	75.3	
02 Attended	7	12	11	8	0	0	18	9.3	
03 Actively involved	3	5	18	13	0	0	21	10.8	
04 Leadership position	2	3	7	5	0	0	9	4.6	
Valid responses =	58	30	135	70	1	1	194	94.6	

Invalid responses include no response or multiple responses.

**24d. Within the last year to what extent have you participated in any of the following activities**

**d. Religious and interfaith groups**

	Male		Female		Unknown		Total		
	Freq.	Pct.	Freq.	Pct.	Freq.	Pct.	Freq.	Pct.	
01 Not involved	36	62	77	57	1	100	114	58.5	
02 Attended	9	16	32	24	0	0	41	21.0	
03 Actively involved	7	12	20	15	0	0	27	13.8	
04 Leadership position	6	10	7	5	0	0	13	6.7	
Valid responses =	58	30	136	70	1	1	195	95.1	

Invalid responses include no response or multiple responses.

**24e. Within the last year to what extent have you participated in any of the following activities**

**e. International and language groups**

	Male		Female		Unknown		Total		
	Freq.	Pct.	Freq.	Pct.	Freq.	Pct.	Freq.	Pct.	
01 Not involved	51	88	120	89	1	100	172	88.7	
02 Attended	5	9	7	5	0	0	12	6.2	
03 Actively involved	2	3	6	4	0	0	8	4.1	
04 Leadership position	0	0	2	1	0	0	2	1.0	
Valid responses =	58	30	135	70	1	1	194	94.6	

Invalid responses include no response or multiple responses.

**24f. Within the last year to what extent have you participated in any of the following activities**

**f. Minority and ethnic organizations**

	Male		Female		Unknown		Total		
	Freq.	Pct.	Freq.	Pct.	Freq.	Pct.	Freq.	Pct.	
01 Not involved	56	97	117	87	1	100	174	89.7	
02 Attended	1	2	12	9	0	0	13	6.7	
03 Actively involved	1	2	5	4	0	0	6	3.1	
04 Leadership position	0	0	1	1	0	0	1	0.5	
Valid responses =	58	30	135	70	1	1	194	94.6	

Invalid responses include no response or multiple responses.

**24g. Within the last year to what extent have you participated in any of the following activities**

**g. Political and social action groups**

	Male		Female		Unknown		Total		
	Freq.	Pct.	Freq.	Pct.	Freq.	Pct.	Freq.	Pct.	
01 Not involved	47	82	109	80	1	100	157	80.9	
02 Attended	7	12	17	13	0	0	24	12.4	
03 Actively involved	2	4	9	7	0	0	11	5.7	
04 Leadership position	1	2	1	1	0	0	2	1.0	
Valid responses =	57	29	136	70	1	1	194	94.6	

Invalid responses include no response or multiple responses.

**24h. Within the last year to what extent have you participated in any of the following activities**

**h. Music and other performing arts groups**

	Male		Female		Unknown		Total		
	Freq.	Pct.	Freq.	Pct.	Freq.	Pct.	Freq.	Pct.	
01 Not involved	46	79	104	77	1	100	151	77.8	
02 Attended	7	12	18	13	0	0	25	12.9	
03 Actively involved	4	7	10	7	0	0	14	7.2	
04 Leadership position	1	2	3	2	0	0	4	2.1	
Valid responses =	58	30	135	70	1	1	194	94.6	

Invalid responses include no response or multiple responses.

**24i. Within the last year to what extent have you participated in any of the following activities**

**i. Student newspaper, radio, TV, magazine, etc.**

	Male		Female		Unknown		Total		
	Freq.	Pct.	Freq.	Pct.	Freq.	Pct.	Freq.	Pct.	
01 Not involved	54	93	127	93	1	100	182	93.3	
02 Attended	1	2	4	3	0	0	5	2.6	
03 Actively involved	3	5	2	1	0	0	5	2.6	
04 Leadership position	0	0	3	2	0	0	3	1.5	
Valid responses =	58	30	136	70	1	1	195	95.1	

Invalid responses include no response or multiple responses.

**25a1. In the first column, indicate whether any of the following have happened to you within the last year while you were in and around campus. If you answered yes to any of these items, indicate in the second column if you had consumed alcohol or other drugs shortly before these incidents.**

**a. Ethnic or racial harassment (happened to you)**

	Male		Female		Unknown		Total		
	Freq.	Pct.	Freq.	Pct.	Freq.	Pct.	Freq.	Pct.	
01 Yes	2	3	10	7	0	0	12	6.2	
02 No	56	97	126	93	1	100	183	93.8	
Valid responses =	58	30	136	70	1	1	195	95.1	

Invalid responses include no response or multiple responses.

**25b1. In the first column, indicate whether any of the following have happened to you within the last year while you were in and around campus. If you answered yes to any of these items, indicate in the second column if you had consumed alcohol or other drugs shortly before these incidents.**

**b. Threats of physical violence (happened to you)**

	Male		Female		Unknown		Total	
	Freq.	Pct.	Freq.	Pct.	Freq.	Pct.	Freq.	Pct.
01 Yes	6	10	9	7	0	0	15	7.7
02 No	52	90	126	93	1	100	179	92.3
Valid responses =	58	30	135	70	1	1	194	94.6

Invalid responses include no response or multiple responses.

**25c1. In the first column, indicate whether any of the following have happened to you within the last year while you were in and around campus. If you answered yes to any of these items, indicate in the second column if you had consumed alcohol or other drugs shortly before these incidents.**

**c. Actual physical violence (happened to you)**

	Male		Female		Unknown		Total	
	Freq.	Pct.	Freq.	Pct.	Freq.	Pct.	Freq.	Pct.
01 Yes	1	2	5	4	0	0	6	3.1
02 No	56	98	130	96	1	100	187	96.9
Valid responses =	57	30	135	70	1	1	193	94.1

Invalid responses include no response or multiple responses.

**25d1. In the first column, indicate whether any of the following have happened to you within the last year while you were in and around campus. If you answered yes to any of these items, indicate in the second column if you had consumed alcohol or other drugs shortly before these incidents.**

**d. Theft involving force or threat of force (happened to you)**

	Male		Female		Unknown		Total	
	Freq.	Pct.	Freq.	Pct.	Freq.	Pct.	Freq.	Pct.
01 Yes	2	3	2	1	0	0	4	2.1
02 No	56	97	132	99	1	100	189	97.9
Valid responses =	58	30	134	69	1	1	193	94.1

Invalid responses include no response or multiple responses.

**25e1. In the first column, indicate whether any of the following have happened to you within the last year while you were in and around campus. If you answered yes to any of these items, indicate in the second column if you had consumed alcohol or other drugs shortly before these incidents.**

**e. Forced sexual touching or fondling (happened to you)**

	Male		Female		Unknown		Total	
	Freq.	Pct.	Freq.	Pct.	Freq.	Pct.	Freq.	Pct.
01 Yes	1	2	27	20	0	0	28	14.6
02 No	57	98	106	80	1	100	164	85.4
Valid responses =	58	30	133	69	1	1	192	93.7

Invalid responses include no response or multiple responses.

**25f1. In the first column, indicate whether any of the following have happened to you within the last year while you were in and around campus. If you answered yes to any of these items, indicate in the second column if you had consumed alcohol or other drugs shortly before these incidents.**

**f. Unwanted sexual intercourse (happened to you)**

	Male		Female		Unknown		Total	
	Freq.	Pct.	Freq.	Pct.	Freq.	Pct.	Freq.	Pct.
01 Yes	2	3	13	10	0	0	15	7.7
02 No	56	97	122	90	1	100	179	92.3
Valid responses =	58	30	135	70	1	1	194	94.6

Invalid responses include no response or multiple responses.

25a2. In the first column, indicate whether any of the following have happened to you within the last year while you were in and around campus. If you answered yes to any of these items, indicate in the second column if you had consumed alcohol or other drugs shortly before these incidents.

**a. Ethnic or racial harassment (had consumed alcohol or drugs)**

	Male		Female		Unknown		Total		
	Freq.	Pct.	Freq.	Pct.	Freq.	Pct.	Freq.	Pct.	
01 Yes	1	50	1	10	0	0	2	16.7	
02 No	1	50	9	90	0	0	10	83.3	
Valid responses =	2	17	10	83	0	0	12	5.9	

Invalid responses include no response or multiple responses.

25b2. In the first column, indicate whether any of the following have happened to you within the last year while you were in and around campus. If you answered yes to any of these items, indicate in the second column if you had consumed alcohol or other drugs shortly before these incidents.

**b. Threats of physical violence (had consumed alcohol or drugs)**

	Male		Female		Unknown		Total		
	Freq.	Pct.	Freq.	Pct.	Freq.	Pct.	Freq.	Pct.	
01 Yes	1	20	1	11	0	0	2	14.3	
02 No	4	80	8	89	0	0	12	85.7	
Valid responses =	5	36	9	64	0	0	14	6.8	

Invalid responses include no response or multiple responses.

25c2. In the first column, indicate whether any of the following have happened to you within the last year while you were in and around campus. If you answered yes to any of these items, indicate in the second column if you had consumed alcohol or other drugs shortly before these incidents.

**c. Actual physical violence (had consumed alcohol or drugs)**

	Male		Female		Unknown		Total		
	Freq.	Pct.	Freq.	Pct.	Freq.	Pct.	Freq.	Pct.	
01 Yes	1	100	3	60	0	0	4	66.7	
02 No	0	0	2	40	0	0	2	33.3	
Valid responses =	1	17	5	83	0	0	6	2.9	

Invalid responses include no response or multiple responses.

25d2. In the first column, indicate whether any of the following have happened to you within the last year while you were in and around campus. If you answered yes to any of these items, indicate in the second column if you had consumed alcohol or other drugs shortly before these incidents.

**d. Theft involving force or threat of force (had consumed alcohol or drugs)**

	Male		Female		Unknown		Total		
	Freq.	Pct.	Freq.	Pct.	Freq.	Pct.	Freq.	Pct.	
01 Yes	2	100	1	50	0	0	3	75.0	
02 No	0	0	1	50	0	0	1	25.0	
Valid responses =	2	50	2	50	0	0	4	2.0	

Invalid responses include no response or multiple responses.

25e2. In the first column, indicate whether any of the following have happened to you within the last year while you were in and around campus. If you answered yes to any of these items, indicate in the second column if you had consumed alcohol or other drugs shortly before these incidents.

**e. Forced sexual touching or fondling (had consumed alcohol or drugs)**

	Male		Female		Unknown		Total		
	Freq.	Pct.	Freq.	Pct.	Freq.	Pct.	Freq.	Pct.	
01 Yes	1	100	17	63	0	0	18	64.3	
02 No	0	0	10	37	0	0	10	35.7	
Valid responses =	1	4	27	96	0	0	28	13.7	

Invalid responses include no response or multiple responses.

**25f2. In the first column, indicate whether any of the following have happened to you within the last year while you were in and around campus. If you answered yes to any of these items, indicate in the second column if you had consumed alcohol or other drugs shortly before these incidents.**

**f. Unwanted sexual intercourse (had consumed alcohol or drugs)**

	Male		Female		Unknown		Total		
	Freq.	Pct.	Freq.	Pct.	Freq.	Pct.	Freq.	Pct.	
01 Yes	1	50	7	54	0	0	8	53.3	
02 No	1	50	6	46	0	0	7	46.7	
Valid responses =	2	13	13	87	0	0	15	7.3	

Invalid responses include no response or multiple responses.

**26a. How do you think your close friends feel (or would feel) about you...**

**a. Trying marijuana once or twice**

	Male		Female		Unknown		Total		
	Freq.	Pct.	Freq.	Pct.	Freq.	Pct.	Freq.	Pct.	
01 Don't disapprove	42	74	92	68	1	100	135	69.9	
02 Disapprove	8	14	22	16	0	0	30	15.5	
03 Strongly disapprove	7	12	21	16	0	0	28	14.5	
Valid responses =	57	30	135	70	1	1	193	94.1	

Invalid responses include no response or multiple responses.

**26b. How do you think your close friends feel (or would feel) about you...**

**b. Smoking marijuana occasionally**

	Male		Female		Unknown		Total		
	Freq.	Pct.	Freq.	Pct.	Freq.	Pct.	Freq.	Pct.	
01 Don't disapprove	33	58	81	60	1	100	115	59.6	
02 Disapprove	15	26	23	17	0	0	38	19.7	
03 Strongly disapprove	9	16	31	23	0	0	40	20.7	
Valid responses =	57	30	135	70	1	1	193	94.1	

Invalid responses include no response or multiple responses.

**26c. How do you think your close friends feel (or would feel) about you...**

**c. Smoking marijuana regularly**

	Male		Female		Unknown		Total		
	Freq.	Pct.	Freq.	Pct.	Freq.	Pct.	Freq.	Pct.	
01 Don't disapprove	21	37	34	25	1	100	56	29.0	
02 Disapprove	16	28	57	42	0	0	73	37.8	
03 Strongly disapprove	20	35	44	33	0	0	64	33.2	
Valid responses =	57	30	135	70	1	1	193	94.1	

Invalid responses include no response or multiple responses.

**26d. How do you think your close friends feel (or would feel) about you...**

**d. Trying cocaine once or twice**

	Male		Female		Unknown		Total		
	Freq.	Pct.	Freq.	Pct.	Freq.	Pct.	Freq.	Pct.	
01 Don't disapprove	15	26	20	15	1	100	36	18.8	
02 Disapprove	10	18	30	23	0	0	40	20.9	
03 Strongly disapprove	32	56	83	62	0	0	115	60.2	
Valid responses =	57	30	133	70	1	1	191	93.2	

Invalid responses include no response or multiple responses.

**26e. How do you think your close friends feel (or would feel) about you...**

**e. Taking cocaine regularly**

	Male		Female		Unknown		Total	
	Freq.	Pct.	Freq.	Pct.	Freq.	Pct.	Freq.	Pct.
01 Don't disapprove	3	5	3	2	0	0	6	3.1
02 Disapprove	11	19	22	16	1	100	34	17.6
03 Strongly disapprove	43	75	110	81	0	0	153	79.3
Valid responses =	57	30	135	70	1	1	193	94.1

Invalid responses include no response or multiple responses.

**26f. How do you think your close friends feel (or would feel) about you...**

**f. Trying LSD once or twice**

	Male		Female		Unknown		Total	
	Freq.	Pct.	Freq.	Pct.	Freq.	Pct.	Freq.	Pct.
01 Don't disapprove	16	28	28	21	1	100	45	23.3
02 Disapprove	18	32	24	18	0	0	42	21.8
03 Strongly disapprove	23	40	83	61	0	0	106	54.9
Valid responses =	57	30	135	70	1	1	193	94.1

Invalid responses include no response or multiple responses.

**26g. How do you think your close friends feel (or would feel) about you...**

**g. Taking LSD regularly**

	Male		Female		Unknown		Total	
	Freq.	Pct.	Freq.	Pct.	Freq.	Pct.	Freq.	Pct.
01 Don't disapprove	5	9	7	5	1	100	13	6.7
02 Disapprove	14	25	20	15	0	0	34	17.6
03 Strongly disapprove	38	67	108	80	0	0	146	75.6
Valid responses =	57	30	135	70	1	1	193	94.1

Invalid responses include no response or multiple responses.

**26h. How do you think your close friends feel (or would feel) about you...**

**h. Trying amphetamines once or twice**

	Male		Female		Unknown		Total	
	Freq.	Pct.	Freq.	Pct.	Freq.	Pct.	Freq.	Pct.
01 Don't disapprove	8	14	15	11	1	100	24	12.4
02 Disapprove	15	26	20	15	0	0	35	18.1
03 Strongly disapprove	34	60	100	74	0	0	134	69.4
Valid responses =	57	30	135	70	1	1	193	94.1

Invalid responses include no response or multiple responses.

**26i. How do you think your close friends feel (or would feel) about you...**

**i. Taking amphetamines regularly**

	Male		Female		Unknown		Total	
	Freq.	Pct.	Freq.	Pct.	Freq.	Pct.	Freq.	Pct.
01 Don't disapprove	3	5	4	3	1	100	8	4.2
02 Disapprove	7	13	18	14	0	0	25	13.2
03 Strongly disapprove	46	82	111	83	0	0	157	82.6
Valid responses =	56	29	133	70	1	1	190	92.7

Invalid responses include no response or multiple responses.

**26j. How do you think your close friends feel (or would feel) about you...**

**j. Taking one or two drinks of an alcoholic beverage (beer, wine, liquor) nearly every day**

	Male		Female		Unknown		Total		
	Freq.	Pct.	Freq.	Pct.	Freq.	Pct.	Freq.	Pct.	
01 Don't disapprove	30	54	53	39	1	100	84	43.8	
02 Disapprove	15	27	46	34	0	0	61	31.8	
03 Strongly disapprove	11	20	36	27	0	0	47	24.5	
Valid responses =	56	29	135	70	1	1	192	93.7	

Invalid responses include no response or multiple responses.

**26k. How do you think your close friends feel (or would feel) about you...**

**k. Taking four or five drinks nearly every day**

	Male		Female		Unknown		Total		
	Freq.	Pct.	Freq.	Pct.	Freq.	Pct.	Freq.	Pct.	
01 Don't disapprove	7	12	7	5	0	0	14	7.3	
02 Disapprove	21	37	36	27	1	100	58	30.1	
03 Strongly disapprove	29	51	92	68	0	0	121	62.7	
Valid responses =	57	30	135	70	1	1	193	94.1	

Invalid responses include no response or multiple responses.

**26l. How do you think your close friends feel (or would feel) about you...**

**l. Having five or more drinks in one setting**

	Male		Female		Unknown		Total		
	Freq.	Pct.	Freq.	Pct.	Freq.	Pct.	Freq.	Pct.	
01 Don't disapprove	35	63	52	39	1	100	88	45.8	
02 Disapprove	7	13	28	21	0	0	35	18.2	
03 Strongly disapprove	14	25	55	41	0	0	69	35.9	
Valid responses =	56	29	135	70	1	1	192	93.7	

Invalid responses include no response or multiple responses.

**26m. How do you think your close friends feel (or would feel) about you...**

**m. Taking steroids for body building or improved athletic performance**

	Male		Female		Unknown		Total		
	Freq.	Pct.	Freq.	Pct.	Freq.	Pct.	Freq.	Pct.	
01 Don't disapprove	5	9	5	4	0	0	10	5.2	
02 Disapprove	21	37	27	20	0	0	48	25.0	
03 Strongly disapprove	31	54	103	76	0	0	134	69.8	
Valid responses =	57	30	135	70	0	0	192	93.7	

Invalid responses include no response or multiple responses.

**27a. Do you believe that alcohol has any of the following effects**

**a. Breaks the ice**

	Male		Female		Unknown		Total		
	Freq.	Pct.	Freq.	Pct.	Freq.	Pct.	Freq.	Pct.	
01 Yes	47	82	114	85	1	100	162	84.4	
02 No	10	18	20	15	0	0	30	15.6	
Valid responses =	57	30	134	70	1	1	192	93.7	

Invalid responses include no response or multiple responses.



**27b. Do you believe that alcohol has any of the following effects**

**b. Enhances social activity**

	Male		Female		Unknown		Total		
	Freq.	Pct.	Freq.	Pct.	Freq.	Pct.	Freq.	Pct.	
01 Yes	47	82	109	81	1	100	157	81.8	
02 No	10	18	25	19	0	0	35	18.2	
Valid responses =	57	30	134	70	1	1	192	93.7	

Invalid responses include no response or multiple responses.

**27c. Do you believe that alcohol has any of the following effects**

**c. Makes it easier to deal with stress**

	Male		Female		Unknown		Total		
	Freq.	Pct.	Freq.	Pct.	Freq.	Pct.	Freq.	Pct.	
01 Yes	36	63	75	56	0	0	111	57.8	
02 No	21	37	59	44	1	100	81	42.2	
Valid responses =	57	30	134	70	1	1	192	93.7	

Invalid responses include no response or multiple responses.

**27d. Do you believe that alcohol has any of the following effects**

**d. Facilitates a connection with peers**

	Male		Female		Unknown		Total		
	Freq.	Pct.	Freq.	Pct.	Freq.	Pct.	Freq.	Pct.	
01 Yes	41	72	90	67	1	100	132	68.8	
02 No	16	28	44	33	0	0	60	31.3	
Valid responses =	57	30	134	70	1	1	192	93.7	

Invalid responses include no response or multiple responses.

**27e. Do you believe that alcohol has any of the following effects**

**e. Gives people something to talk about**

	Male		Female		Unknown		Total		
	Freq.	Pct.	Freq.	Pct.	Freq.	Pct.	Freq.	Pct.	
01 Yes	43	75	98	73	1	100	142	74.0	
02 No	14	25	36	27	0	0	50	26.0	
Valid responses =	57	30	134	70	1	1	192	93.7	

Invalid responses include no response or multiple responses.

**27f. Do you believe that alcohol has any of the following effects**

**f. Facilitates male bonding**

	Male		Female		Unknown		Total		
	Freq.	Pct.	Freq.	Pct.	Freq.	Pct.	Freq.	Pct.	
01 Yes	39	68	91	68	1	100	131	68.6	
02 No	18	32	42	32	0	0	60	31.4	
Valid responses =	57	30	133	70	1	1	191	93.2	

Invalid responses include no response or multiple responses.

**27g. Do you believe that alcohol has any of the following effects**

**g. Facilitates female bonding**

	Male		Female		Unknown		Total		
	Freq.	Pct.	Freq.	Pct.	Freq.	Pct.	Freq.	Pct.	
01 Yes	37	65	85	64	1	100	123	64.4	
02 No	20	35	48	36	0	0	68	35.6	
Valid responses =	57	30	133	70	1	1	191	93.2	

Invalid responses include no response or multiple responses.

**27h. Do you believe that alcohol has any of the following effects**

**h. Allows people to have more fun**

	Male		Female		Unknown		Total		
	Freq.	Pct.	Freq.	Pct.	Freq.	Pct.	Freq.	Pct.	
01 Yes	42	74	97	73	1	100	140	73.3	
02 No	15	26	36	27	0	0	51	26.7	
Valid responses =	57	30	133	70	1	1	191	93.2	

Invalid responses include no response or multiple responses.

**27i. Do you believe that alcohol has any of the following effects**

**i. Gives people something to do**

	Male		Female		Unknown		Total		
	Freq.	Pct.	Freq.	Pct.	Freq.	Pct.	Freq.	Pct.	
01 Yes	45	79	107	80	1	100	153	79.7	
02 No	12	21	27	20	0	0	39	20.3	
Valid responses =	57	30	134	70	1	1	192	93.7	

Invalid responses include no response or multiple responses.

**27j. Do you believe that alcohol has any of the following effects**

**j. Makes food taste better**

	Male		Female		Unknown		Total		
	Freq.	Pct.	Freq.	Pct.	Freq.	Pct.	Freq.	Pct.	
01 Yes	15	26	43	32	1	100	59	30.7	
02 No	42	74	91	68	0	0	133	69.3	
Valid responses =	57	30	134	70	1	1	192	93.7	

Invalid responses include no response or multiple responses.

**27k. Do you believe that alcohol has any of the following effects**

**k. Makes women sexier**

	Male		Female		Unknown		Total		
	Freq.	Pct.	Freq.	Pct.	Freq.	Pct.	Freq.	Pct.	
01 Yes	21	37	31	23	1	100	53	27.9	
02 No	36	63	101	77	0	0	137	72.1	
Valid responses =	57	30	132	69	1	1	190	92.7	

Invalid responses include no response or multiple responses.

**27l. Do you believe that alcohol has any of the following effects**

**l. Makes men sexier**

	Male		Female		Unknown		Total		
	Freq.	Pct.	Freq.	Pct.	Freq.	Pct.	Freq.	Pct.	
01 Yes	12	21	37	28	1	100	50	26.3	
02 No	45	79	95	72	0	0	140	73.7	
Valid responses =	57	30	132	69	1	1	190	92.7	

Invalid responses include no response or multiple responses.

**27m. Do you believe that alcohol has any of the following effects**

**m. Makes me sexier**

	Male		Female		Unknown		Total		
	Freq.	Pct.	Freq.	Pct.	Freq.	Pct.	Freq.	Pct.	
01 Yes	14	25	40	31	1	100	55	29.1	
02 No	43	75	91	69	0	0	134	70.9	
Valid responses =	57	30	131	69	1	1	189	92.2	

Invalid responses include no response or multiple responses.

**27n. Do you believe that alcohol has any of the following effects**

**n. Facilitates sexual opportunities**

	Male		Female		Unknown		Total		
	Freq.	Pct.	Freq.	Pct.	Freq.	Pct.	Freq.	Pct.	
01 Yes	30	53	57	43	1	100	88	46.3	
02 No	27	47	75	57	0	0	102	53.7	
Valid responses =	57	30	132	69	1	1	190	92.7	

Invalid responses include no response or multiple responses.

**28a. On this campus, drinking is a central part in the social life of the following groups**

**a. Male students**

	Male		Female		Unknown		Total		
	Freq.	Pct.	Freq.	Pct.	Freq.	Pct.	Freq.	Pct.	
01 Yes	43	75	111	84	1	100	155	81.6	
02 No	14	25	21	16	0	0	35	18.4	
Valid responses =	57	30	132	69	1	1	190	92.7	

Invalid responses include no response or multiple responses.

**28b. On this campus, drinking is a central part in the social life of the following groups**

**b. Female students**

	Male		Female		Unknown		Total		
	Freq.	Pct.	Freq.	Pct.	Freq.	Pct.	Freq.	Pct.	
01 Yes	42	74	101	77	1	100	144	75.8	
02 No	15	26	31	23	0	0	46	24.2	
Valid responses =	57	30	132	69	1	1	190	92.7	

Invalid responses include no response or multiple responses.

**28c. On this campus, drinking is a central part in the social life of the following groups**

**c. Faculty/staff**

	Male		Female		Unknown		Total		
	Freq.	Pct.	Freq.	Pct.	Freq.	Pct.	Freq.	Pct.	
01 Yes	14	25	26	20	1	100	41	21.9	
02 No	42	75	104	80	0	0	146	78.1	
Valid responses =	56	30	130	70	1	1	187	91.2	

Invalid responses include no response or multiple responses.

**28d. On this campus, drinking is a central part in the social life of the following groups**

**d. Alumni**

	Male		Female		Unknown		Total		
	Freq.	Pct.	Freq.	Pct.	Freq.	Pct.	Freq.	Pct.	
01 Yes	30	55	53	41	1	100	84	45.2	
02 No	25	45	77	59	0	0	102	54.8	
Valid responses =	55	30	130	70	1	1	186	90.7	

Invalid responses include no response or multiple responses.

**28e. On this campus, drinking is a central part in the social life of the following groups**

**e. Athletes**

	Male		Female		Unknown		Total		
	Freq.	Pct.	Freq.	Pct.	Freq.	Pct.	Freq.	Pct.	
01 Yes	32	57	76	58	1	100	109	58.3	
02 No	24	43	54	42	0	0	78	41.7	
Valid responses =	56	30	130	70	1	1	187	91.2	

Invalid responses include no response or multiple responses.

**28f. On this campus, drinking is a central part in the social life of the following groups**

**f. Fraternities**

	Male		Female		Unknown		Total		
	Freq.	Pct.	Freq.	Pct.	Freq.	Pct.	Freq.	Pct.	
01 Yes	55	96	124	93	1	100	180	94.2	
02 No	2	4	9	7	0	0	11	5.8	
Valid responses =	57	30	133	70	1	1	191	93.2	

Invalid responses include no response or multiple responses.

**28g. On this campus, drinking is a central part in the social life of the following groups**

**g. Sororities**

	Male		Female		Unknown		Total		
	Freq.	Pct.	Freq.	Pct.	Freq.	Pct.	Freq.	Pct.	
01 Yes	53	93	117	89	1	100	171	90.0	
02 No	4	7	15	11	0	0	19	10.0	
Valid responses =	57	30	132	69	1	1	190	92.7	

Invalid responses include no response or multiple responses.

**29a. Campus environment**

**a. Does the social atmosphere on this campus promote alcohol use**

	Male		Female		Unknown		Total		
	Freq.	Pct.	Freq.	Pct.	Freq.	Pct.	Freq.	Pct.	
01 Yes	38	67	98	73	1	100	137	71.0	
02 No	19	33	37	27	0	0	56	29.0	
Valid responses =	57	30	135	70	1	1	193	94.1	

Invalid responses include no response or multiple responses.

**29b. Campus environment**

**b. Does the social atmosphere promote other drug use**

	Male		Female		Unknown		Total		
	Freq.	Pct.	Freq.	Pct.	Freq.	Pct.	Freq.	Pct.	
01 Yes	19	33	60	44	0	0	79	40.9	
02 No	38	67	75	56	1	100	114	59.1	
Valid responses =	57	30	135	70	1	1	193	94.1	

Invalid responses include no response or multiple responses.

**29c. Campus environment**

**c. Do you feel safe on this campus**

	Male		Female		Unknown		Total		
	Freq.	Pct.	Freq.	Pct.	Freq.	Pct.	Freq.	Pct.	
01 Yes	52	91	120	90	1	100	173	90.1	
02 No	5	9	14	10	0	0	19	9.9	
Valid responses =	57	30	134	70	1	1	192	93.7	

Invalid responses include no response or multiple responses.

**30. Compared to other campuses with which you are familiar, this campus' use of alcohol is**

	Male		Female		Unknown		Total		
	Freq.	Pct.	Freq.	Pct.	Freq.	Pct.	Freq.	Pct.	
01 Higher	16	28	24	18	1	100	41	21.5	
02 Lower	5	9	15	11	0	0	20	10.5	
03 About the same	36	63	94	71	0	0	130	68.1	
Valid responses =	57	30	133	70	1	1	191	93.2	

Invalid responses include no response or multiple responses.

**31a. Housing preferences**

**a. If you live in university housing, do you live in a designated alcohol-free/drug-free residence hall**

	Male		Female		Unknown		Total		
	Freq.	Pct.	Freq.	Pct.	Freq.	Pct.	Freq.	Pct.	
01 Yes	27	57	73	66	1	100	101	63.5	
02 No	20	43	38	34	0	0	58	36.5	
Valid responses =	47	30	111	70	1	1	159	77.6	

Invalid responses include no response or multiple responses.

**31b. Housing preferences**

**b. If no, would you like to live in such a residence hall unit if it were available**

	Male		Female		Unknown		Total		
	Freq.	Pct.	Freq.	Pct.	Freq.	Pct.	Freq.	Pct.	
01 Yes	5	26	6	17	0	0	11	20.0	
02 No	14	74	30	83	0	0	44	80.0	
Valid responses =	19	35	36	65	0	0	55	26.8	

Invalid responses include no response or multiple responses.

**32a. To what extent do students on this campus care about the following issues**

**a. Alcohol and other drug use**

	Male		Female		Unknown		Total		
	Freq.	Pct.	Freq.	Pct.	Freq.	Pct.	Freq.	Pct.	
01 Not at all	15	28	26	20	0	0	41	21.9	
02 Slightly	22	41	42	32	1	100	65	34.8	
03 Somewhat	14	26	59	45	0	0	73	39.0	
04 Very much	3	6	5	4	0	0	8	4.3	
Valid responses =	54	29	132	71	1	1	187	91.2	

Invalid responses include no response or multiple responses.

**32b. To what extent do students on this campus care about the following issues**

**b. Campus vandalism**

	Male		Female		Unknown		Total		
	Freq.	Pct.	Freq.	Pct.	Freq.	Pct.	Freq.	Pct.	
01 Not at all	8	15	22	17	0	0	30	16.0	
02 Slightly	15	28	36	27	0	0	51	27.3	
03 Somewhat	19	35	48	36	1	100	68	36.4	
04 Very much	12	22	26	20	0	0	38	20.3	
Valid responses =	54	29	132	71	1	1	187	91.2	

Invalid responses include no response or multiple responses.

**32c. To what extent do students on this campus care about the following issues**

**c. Sexual assault**

	Male		Female		Unknown		Total		
	Freq.	Pct.	Freq.	Pct.	Freq.	Pct.	Freq.	Pct.	
01 Not at all	3	6	4	3	0	0	7	3.8	
02 Slightly	3	6	8	6	0	0	11	5.9	
03 Somewhat	11	21	28	21	0	0	39	21.0	
04 Very much	36	68	92	70	1	100	129	69.4	
Valid responses =	53	28	132	71	1	1	186	90.7	

Invalid responses include no response or multiple responses.

**32d. To what extent do students on this campus care about the following issues**

**d. Assaults that are non-sexual**

	Male		Female		Unknown		Total	
	Freq.	Pct.	Freq.	Pct.	Freq.	Pct.	Freq.	Pct.
01 Not at all	2	4	4	3	0	0	6	3.2
02 Slightly	14	26	18	14	0	0	32	17.2
03 Somewhat	21	39	53	40	0	0	74	39.8
04 Very much	17	31	56	43	1	100	74	39.8
Valid responses =	54	29	131	70	1	1	186	90.7

Invalid responses include no response or multiple responses.

**32e. To what extent do students on this campus care about the following issues**

**e. Harassment because of gender**

	Male		Female		Unknown		Total	
	Freq.	Pct.	Freq.	Pct.	Freq.	Pct.	Freq.	Pct.
01 Not at all	5	9	11	8	0	0	16	8.6
02 Slightly	10	19	25	19	0	0	35	18.7
03 Somewhat	17	31	47	36	0	0	64	34.2
04 Very much	22	41	49	37	1	100	72	38.5
Valid responses =	54	29	132	71	1	1	187	91.2

Invalid responses include no response or multiple responses.

**32f. To what extent do students on this campus care about the following issues**

**f. Harassment because of sexual orientation**

	Male		Female		Unknown		Total	
	Freq.	Pct.	Freq.	Pct.	Freq.	Pct.	Freq.	Pct.
01 Not at all	4	7	12	9	0	0	16	8.6
02 Slightly	11	20	21	16	1	100	33	17.7
03 Somewhat	22	41	51	39	0	0	73	39.2
04 Very much	17	31	47	36	0	0	64	34.4
Valid responses =	54	29	131	70	1	1	186	90.7

Invalid responses include no response or multiple responses.

**32g. To what extent do students on this campus care about the following issues**

**g. Harassment because of race or ethnicity**

	Male		Female		Unknown		Total	
	Freq.	Pct.	Freq.	Pct.	Freq.	Pct.	Freq.	Pct.
01 Not at all	2	4	7	5	0	0	9	4.8
02 Slightly	12	22	21	16	0	0	33	17.6
03 Somewhat	10	19	42	32	1	100	53	28.3
04 Very much	30	56	62	47	0	0	92	49.2
Valid responses =	54	29	132	71	1	1	187	91.2

Invalid responses include no response or multiple responses.

**32h. To what extent do students on this campus care about the following issues**

**h. harassment because of religion**

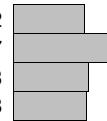
	Male		Female		Unknown		Total	
	Freq.	Pct.	Freq.	Pct.	Freq.	Pct.	Freq.	Pct.
01 Not at all	7	13	13	10	0	0	20	10.7
02 Slightly	13	24	26	20	0	0	39	20.9
03 Somewhat	19	35	53	40	1	100	73	39.0
04 Very much	15	28	40	30	0	0	55	29.4
Valid responses =	54	29	132	71	1	1	187	91.2

Invalid responses include no response or multiple responses.

**33. To what extent has your alcohol use changed within the last 12 months**

	Male		Female		Unknown		Total	
	Freq.	Pct.	Freq.	Pct.	Freq.	Pct.	Freq.	Pct.
01 Increased	11	20	30	23	1	100	42	22.2
02 About the same	17	31	43	32	0	0	60	31.7
03 Decreased	15	27	29	22	0	0	44	23.3
04 Did not use alcohol	12	22	31	23	0	0	43	22.8
Valid responses =	55	29	133	70	1	1	189	92.2

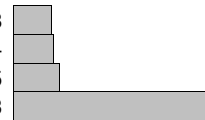
Invalid responses include no response or multiple responses.



**34. To what extent has your illegal drug use changed within the last 12 months**

	Male		Female		Unknown		Total	
	Freq.	Pct.	Freq.	Pct.	Freq.	Pct.	Freq.	Pct.
01 Increased	7	13	14	11	1	100	22	11.8
02 About the same	5	9	18	14	0	0	23	12.4
03 Decreased	11	20	16	12	0	0	27	14.5
04 Did not use drugs	31	57	83	63	0	0	114	61.3
Valid responses =	54	29	131	70	1	1	186	90.7

Invalid responses include no response or multiple responses.

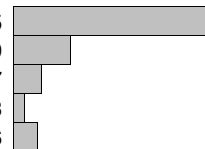


**35a. How much do you think people risk harming themselves (physically or in other ways) if they...**

**a. Try marijuana once or twice**

	Male		Female		Unknown		Total	
	Freq.	Pct.	Freq.	Pct.	Freq.	Pct.	Freq.	Pct.
01 No risk	40	75	74	57	1	100	115	62.5
02 Slight risk	6	11	27	21	0	0	33	17.9
03 Moderate risk	2	4	14	11	0	0	16	8.7
04 Great risk	2	4	4	3	0	0	6	3.3
05 Can't say	3	6	11	8	0	0	14	7.6
Valid responses =	53	29	130	71	1	1	184	89.8

Invalid responses include no response or multiple responses.

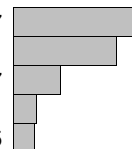


**35b. How much do you think people risk harming themselves (physically or in other ways) if they...**

**b. Smoke marijuana occasionally**

	Male		Female		Unknown		Total	
	Freq.	Pct.	Freq.	Pct.	Freq.	Pct.	Freq.	Pct.
01 No risk	24	45	48	37	1	100	73	39.7
02 Slight risk	20	38	39	30	0	0	59	32.1
03 Moderate risk	3	6	24	18	0	0	27	14.7
04 Great risk	3	6	10	8	0	0	13	7.1
05 Can't say	3	6	9	7	0	0	12	6.5
Valid responses =	53	29	130	71	1	1	184	89.8

Invalid responses include no response or multiple responses.



**35c. How much do you think people risk harming themselves (physically or in other ways) if they...**

**c. Smoke marijuana regularly**

	Male		Female		Unknown		Total	
	Freq.	Pct.	Freq.	Pct.	Freq.	Pct.	Freq.	Pct.
01 No risk	16	30	23	18	0	0	39	21.3
02 Slight risk	10	19	34	26	0	0	44	24.0
03 Moderate risk	19	36	27	21	1	100	47	25.7
04 Great risk	5	9	35	27	0	0	40	21.9
05 Can't say	3	6	10	8	0	0	13	7.1
Valid responses =	53	29	129	70	1	1	183	89.3

Invalid responses include no response or multiple responses.



**35d. How much do you think people risk harming themselves (physically or in other ways) if they...**

**d. Try cocaine once or twice**

	Male		Female		Unknown		Total		
	Freq.	Pct.	Freq.	Pct.	Freq.	Pct.	Freq.	Pct.	
01 No risk	8	15	4	3	0	0	12	6.5	
02 Slight risk	14	26	28	22	1	100	43	23.4	
03 Moderate risk	14	26	39	30	0	0	53	28.8	
04 Great risk	13	25	45	35	0	0	58	31.5	
05 Can't say	4	8	14	11	0	0	18	9.8	
Valid responses =	53	29	130	71	1	1	184	89.8	

Invalid responses include no response or multiple responses.

**35e. How much do you think people risk harming themselves (physically or in other ways) if they...**

**e. Take cocaine regularly**

	Male		Female		Unknown		Total		
	Freq.	Pct.	Freq.	Pct.	Freq.	Pct.	Freq.	Pct.	
01 No risk	3	6	1	1	0	0	4	2.2	
02 Slight risk	2	4	2	2	0	0	4	2.2	
03 Moderate risk	7	13	21	16	1	100	29	15.8	
04 Great risk	37	70	92	71	0	0	129	70.5	
05 Can't say	4	8	13	10	0	0	17	9.3	
Valid responses =	53	29	129	70	1	1	183	89.3	

Invalid responses include no response or multiple responses.

**35f. How much do you think people risk harming themselves (physically or in other ways) if they...**

**f. Try LSD once or twice**

	Male		Female		Unknown		Total		
	Freq.	Pct.	Freq.	Pct.	Freq.	Pct.	Freq.	Pct.	
01 No risk	9	17	4	3	1	100	14	7.6	
02 Slight risk	16	30	30	23	0	0	46	25.0	
03 Moderate risk	13	25	34	26	0	0	47	25.5	
04 Great risk	12	23	48	37	0	0	60	32.6	
05 Can't say	3	6	14	11	0	0	17	9.2	
Valid responses =	53	29	130	71	1	1	184	89.8	

Invalid responses include no response or multiple responses.

**35g. How much do you think people risk harming themselves (physically or in other ways) if they...**

**g. Take LSD regularly**

	Male		Female		Unknown		Total		
	Freq.	Pct.	Freq.	Pct.	Freq.	Pct.	Freq.	Pct.	
01 No risk	6	11	1	1	0	0	7	3.8	
02 Slight risk	5	9	5	4	1	100	11	6.0	
03 Moderate risk	6	11	13	10	0	0	19	10.3	
04 Great risk	33	62	97	75	0	0	130	70.7	
05 Can't say	3	6	14	11	0	0	17	9.2	
Valid responses =	53	29	130	71	1	1	184	89.8	

Invalid responses include no response or multiple responses.



**35h. How much do you think people risk harming themselves (physically or in other ways) if they...**

**h. Try amphetamines once or twice**

	Male		Female		Unknown		Total		
	Freq.	Pct.	Freq.	Pct.	Freq.	Pct.	Freq.	Pct.	
01 No risk	7	13	3	2	0	0	10	5.5	
02 Slight risk	8	15	17	13	1	100	26	14.2	
03 Moderate risk	11	21	33	26	0	0	44	24.0	
04 Great risk	19	36	60	47	0	0	79	43.2	
05 Can't say	8	15	16	12	0	0	24	13.1	
Valid responses =	53	29	129	70	1	1	183	89.3	

Invalid responses include no response or multiple responses.

**35i. How much do you think people risk harming themselves (physically or in other ways) if they...**

**i. Take amphetamines regularly**

	Male		Female		Unknown		Total		
	Freq.	Pct.	Freq.	Pct.	Freq.	Pct.	Freq.	Pct.	
01 No risk	2	4	3	2	0	0	5	2.7	
02 Slight risk	2	4	2	2	0	0	4	2.2	
03 Moderate risk	6	11	10	8	1	100	17	9.3	
04 Great risk	34	64	98	76	0	0	132	72.1	
05 Can't say	9	17	16	12	0	0	25	13.7	
Valid responses =	53	29	129	70	1	1	183	89.3	

Invalid responses include no response or multiple responses.

**35j. How much do you think people risk harming themselves (physically or in other ways) if they...**

**j. Take one or two drinks of an alcoholic beverage (beer, wine, liquor) nearly every day**

	Male		Female		Unknown		Total		
	Freq.	Pct.	Freq.	Pct.	Freq.	Pct.	Freq.	Pct.	
01 No risk	12	23	20	16	1	100	33	18.0	
02 Slight risk	21	40	35	27	0	0	56	30.6	
03 Moderate risk	11	21	40	31	0	0	51	27.9	
04 Great risk	5	9	24	19	0	0	29	15.8	
05 Can't say	4	8	10	8	0	0	14	7.7	
Valid responses =	53	29	129	70	1	1	183	89.3	

Invalid responses include no response or multiple responses.

**35k. How much do you think people risk harming themselves (physically or in other ways) if they...**

**k. Take four or five drinks nearly every day**

	Male		Female		Unknown		Total		
	Freq.	Pct.	Freq.	Pct.	Freq.	Pct.	Freq.	Pct.	
01 No risk	4	8	2	2	0	0	6	3.3	
02 Slight risk	4	8	8	6	0	0	12	6.6	
03 Moderate risk	18	34	31	24	0	0	49	26.9	
04 Great risk	24	45	78	61	1	100	103	56.6	
05 Can't say	3	6	9	7	0	0	12	6.6	
Valid responses =	53	29	128	70	1	1	182	88.8	

Invalid responses include no response or multiple responses.

**35l. How much do you think people risk harming themselves (physically or in other ways) if they...**

**I. Have five or more drinks in one sitting**

	Male		Female		Unknown		Total		
	Freq.	Pct.	Freq.	Pct.	Freq.	Pct.	Freq.	Pct.	
01 No risk	7	13	4	3	0	0	11	6.0	
02 Slight risk	11	21	8	6	0	0	19	10.4	
03 Moderate risk	15	28	31	24	1	100	47	25.8	
04 Great risk	16	30	76	59	0	0	92	50.5	
05 Can't say	4	8	9	7	0	0	13	7.1	
Valid responses =	53	29	128	70	1	1	182	88.8	

Invalid responses include no response or multiple responses.

**35m. How much do you think people risk harming themselves (physically or in other ways) if they...**

**m. Take steroids for body building or improved athletic performance**

	Male		Female		Unknown		Total		
	Freq.	Pct.	Freq.	Pct.	Freq.	Pct.	Freq.	Pct.	
01 No risk	1	2	2	2	0	0	3	1.6	
02 Slight risk	8	15	18	14	0	0	26	14.1	
03 Moderate risk	21	40	43	33	0	0	64	34.8	
04 Great risk	15	28	54	42	0	0	69	37.5	
05 Can't say	8	15	13	10	1	100	22	12.0	
Valid responses =	53	29	130	71	1	1	184	89.8	

Invalid responses include no response or multiple responses.

**35n. How much do you think people risk harming themselves (physically or in other ways) if they...**

**n. Consume alcohol prior to being sexually active**

	Male		Female		Unknown		Total		
	Freq.	Pct.	Freq.	Pct.	Freq.	Pct.	Freq.	Pct.	
01 No risk	8	15	8	6	0	0	16	8.7	
02 Slight risk	9	17	19	15	1	100	29	15.8	
03 Moderate risk	11	21	36	28	0	0	47	25.5	
04 Great risk	14	26	56	43	0	0	70	38.0	
05 Can't say	11	21	11	8	0	0	22	12.0	
Valid responses =	53	29	130	71	1	1	184	89.8	

Invalid responses include no response or multiple responses.

**35o. How much do you think people risk harming themselves (physically or in other ways) if they...**

**o. Regularly engage in unprotected sexual activity with a single partner**

	Male		Female		Unknown		Total		
	Freq.	Pct.	Freq.	Pct.	Freq.	Pct.	Freq.	Pct.	
01 No risk	5	9	9	7	0	0	14	7.6	
02 Slight risk	15	28	22	17	1	100	38	20.7	
03 Moderate risk	15	28	39	30	0	0	54	29.3	
04 Great risk	12	23	51	39	0	0	63	34.2	
05 Can't say	6	11	9	7	0	0	15	8.2	
Valid responses =	53	29	130	71	1	1	184	89.8	

Invalid responses include no response or multiple responses.

**35p. How much do you think people risk harming themselves (physically or in other ways) if they...**

**p. Regularly engage in unprotected sexual activity with multiple partners**

	Male		Female		Unknown		Total	
	Freq.	Pct.	Freq.	Pct.	Freq.	Pct.	Freq.	Pct.
01 No risk	3	6	1	1	0	0	4	2.2
02 Slight risk	0	0	3	2	0	0	3	1.6
03 Moderate risk	9	17	8	6	0	0	17	9.2
04 Great risk	38	72	111	85	1	100	150	81.5
05 Can't say	3	6	7	5	0	0	10	5.4
Valid responses =	53	29	130	71	1	1	184	89.8

Invalid responses include no response or multiple responses.

**36a. Did you have sexual intercourse within the last year?**

	Male		Female		Unknown		Total	
	Freq.	Pct.	Freq.	Pct.	Freq.	Pct.	Freq.	Pct.
01 Yes	32	60	83	64	0	0	115	62.5
02 No	21	40	47	36	1	100	69	37.5
Valid responses =	53	29	130	71	1	1	184	89.8

Invalid responses include no response or multiple responses.

**36b. Did you drink alcohol the last time you had sexual intercourse?**

	Male		Female		Unknown		Total	
	Freq.	Pct.	Freq.	Pct.	Freq.	Pct.	Freq.	Pct.
01 Yes	8	25	12	14	0	0	20	17.4
02 No	24	75	71	86	0	0	95	82.6
Valid responses =	32	28	83	72	0	0	115	56.1

Invalid responses include no response or multiple responses.

**36c. Did you use other drugs the last time you had sexual intercourse?**

	Male		Female		Unknown		Total	
	Freq.	Pct.	Freq.	Pct.	Freq.	Pct.	Freq.	Pct.
01 Yes	6	19	4	5	0	0	10	8.7
02 No	26	81	79	95	0	0	105	91.3
Valid responses =	32	28	83	72	0	0	115	56.1

Invalid responses include no response or multiple responses.

**37a. During the past 30 days, to what extent have you engaged in any of the following behaviors?**

**a. Refused an offer of alcohol or other drugs**

	Male		Female		Unknown		Total	
	Freq.	Pct.	Freq.	Pct.	Freq.	Pct.	Freq.	Pct.
01 Never	16	31	46	35	0	0	62	33.9
02 Once	14	27	28	22	0	0	42	23.0
03 Twice	7	13	25	19	1	100	33	18.0
04 3-5 times	12	23	23	18	0	0	35	19.1
05 6-9 times	1	2	3	2	0	0	4	2.2
06 10 or more times	2	4	5	4	0	0	7	3.8
Valid responses =	52	28	130	71	1	1	183	89.3

Invalid responses include no response or multiple responses.

**37b. During the past 30 days, to what extent have you engaged in any of the following behaviors?**

**b. Bragged about your alcohol or other drug use**

	Male		Female		Unknown		Total		
	Freq.	Pct.	Freq.	Pct.	Freq.	Pct.	Freq.	Pct.	
01 Never	39	76	106	81	1	100	146	79.8	
02 Once	4	8	14	11	0	0	18	9.8	
03 Twice	3	6	7	5	0	0	10	5.5	
04 3-5 times	1	2	3	2	0	0	4	2.2	
05 6-9 times	1	2	1	1	0	0	2	1.1	
06 10 or more times	3	6	0	0	0	0	3	1.6	
Valid responses =	51	28	131	72	1	1	183	89.3	

Invalid responses include no response or multiple responses.

**37c. During the past 30 days, to what extent have you engaged in any of the following behaviors?**

**c. Heard someone else brag about his/her alcohol or other drug use**

	Male		Female		Unknown		Total		
	Freq.	Pct.	Freq.	Pct.	Freq.	Pct.	Freq.	Pct.	
01 Never	8	15	25	19	1	100	34	18.6	
02 Once	4	8	11	8	0	0	15	8.2	
03 Twice	11	21	22	17	0	0	33	18.0	
04 3-5 times	18	35	48	37	0	0	66	36.1	
05 6-9 times	4	8	12	9	0	0	16	8.7	
06 10 or more times	7	13	12	9	0	0	19	10.4	
Valid responses =	52	28	130	71	1	1	183	89.3	

Invalid responses include no response or multiple responses.

**37d. During the past 30 days, to what extent have you engaged in any of the following behaviors?**

**d. Carried a weapon such as a gun, knife, etc. (do not count hunting situations or weapons used as part of your job)**

	Male		Female		Unknown		Total		
	Freq.	Pct.	Freq.	Pct.	Freq.	Pct.	Freq.	Pct.	
01 Never	42	81	112	85	1	100	155	84.2	
02 Once	1	2	2	2	0	0	3	1.6	
03 Twice	1	2	4	3	0	0	5	2.7	
04 3-5 times	1	2	1	1	0	0	2	1.1	
05 6-9 times	0	0	0	0	0	0	0	0.0	
06 10 or more times	7	13	12	9	0	0	19	10.3	
Valid responses =	52	28	131	71	1	1	184	89.8	

Invalid responses include no response or multiple responses.

**37e. During the past 30 days, to what extent have you engaged in any of the following behaviors?**

**e. Experienced peer pressure to drink or use drugs**

	Male		Female		Unknown		Total		
	Freq.	Pct.	Freq.	Pct.	Freq.	Pct.	Freq.	Pct.	
01 Never	32	62	78	60	0	0	110	60.1	
02 Once	6	12	20	15	0	0	26	14.2	
03 Twice	7	13	15	12	1	100	23	12.6	
04 3-5 times	5	10	14	11	0	0	19	10.4	
05 6-9 times	0	0	0	0	0	0	0	0.0	
06 10 or more times	2	4	3	2	0	0	5	2.7	
Valid responses =	52	28	130	71	1	1	183	89.3	

Invalid responses include no response or multiple responses.

**37f. During the past 30 days, to what extent have you engaged in any of the following behaviors?**

**f. Held a drink to have people stop bothering you about why you weren't drinking**

	Male		Female		Unknown		Total		
	Freq.	Pct.	Freq.	Pct.	Freq.	Pct.	Freq.	Pct.	
01 Never	45	87	108	82	1	100	154	83.7	
02 Once	3	6	7	5	0	0	10	5.4	
03 Twice	3	6	7	5	0	0	10	5.4	
04 3-5 times	1	2	5	4	0	0	6	3.3	
05 6-9 times	0	0	1	1	0	0	1	0.5	
06 10 or more times	0	0	3	2	0	0	3	1.6	
Valid responses =	52	28	131	71	1	1	184	89.8	

Invalid responses include no response or multiple responses.

**37g. During the past 30 days, to what extent have you engaged in any of the following behaviors?**

**g. Thought a sexual partner was not attractive because he/she was drunk**

	Male		Female		Unknown		Total		
	Freq.	Pct.	Freq.	Pct.	Freq.	Pct.	Freq.	Pct.	
01 Never	40	77	102	78	1	100	143	77.7	
02 Once	1	2	11	8	0	0	12	6.5	
03 Twice	4	8	7	5	0	0	11	6.0	
04 3-5 times	5	10	5	4	0	0	10	5.4	
05 6-9 times	2	4	2	2	0	0	4	2.2	
06 10 or more times	0	0	4	3	0	0	4	2.2	
Valid responses =	52	28	131	71	1	1	184	89.8	

Invalid responses include no response or multiple responses.

**37h. During the past 30 days, to what extent have you engaged in any of the following behaviors?**

**h. Told a sexual partner that he/she was not attractive because he/she was drunk**

	Male		Female		Unknown		Total		
	Freq.	Pct.	Freq.	Pct.	Freq.	Pct.	Freq.	Pct.	
01 Never	45	87	115	88	1	100	161	87.5	
02 Once	3	6	6	5	0	0	9	4.9	
03 Twice	2	4	5	4	0	0	7	3.8	
04 3-5 times	2	4	2	2	0	0	4	2.2	
05 6-9 times	0	0	1	1	0	0	1	0.5	
06 10 or more times	0	0	2	2	0	0	2	1.1	
Valid responses =	52	28	131	71	1	1	184	89.8	

Invalid responses include no response or multiple responses.

**38a. To what extent do you agree with the following statements?**

**a. I feel valued as a person on this campus**

	Male		Female		Unknown		Total		
	Freq.	Pct.	Freq.	Pct.	Freq.	Pct.	Freq.	Pct.	
01 Strongly agree	9	17	21	16	0	0	30	16.5	
02 Agree	17	33	51	40	0	0	68	37.4	
03 Neutral	16	31	41	32	1	100	58	31.9	
04 Disagree	6	12	14	11	0	0	20	11.0	
05 Strongly disagree	3	6	1	1	0	0	4	2.2	
06 Don't know	1	2	1	1	0	0	2	1.1	
Valid responses =	52	29	129	71	1	1	182	88.8	

Invalid responses include no response or multiple responses.

**38b. To what extent do you agree with the following statements?**

**b. I feel that faculty and staff care about me as a student**

	Male		Female		Unknown		Total		
	Freq.	Pct.	Freq.	Pct.	Freq.	Pct.	Freq.	Pct.	
01 Strongly agree	12	23	19	15	0	0	31	17.0	
02 Agree	18	35	61	47	0	0	79	43.4	
03 Neutral	16	31	33	26	1	100	50	27.5	
04 Disagree	4	8	11	9	0	0	15	8.2	
05 Strongly disagree	1	2	3	2	0	0	4	2.2	
06 Don't know	1	2	2	2	0	0	3	1.6	
Valid responses =	52	29	129	71	1	1	182	88.8	

Invalid responses include no response or multiple responses.

**38c. To what extent do you agree with the following statements?**

**c. I have a responsibility to contribute to the well-being of other students**

	Male		Female		Unknown		Total		
	Freq.	Pct.	Freq.	Pct.	Freq.	Pct.	Freq.	Pct.	
01 Strongly agree	18	35	42	33	0	0	60	33.0	
02 Agree	19	37	59	46	0	0	78	42.9	
03 Neutral	8	15	21	16	1	100	30	16.5	
04 Disagree	3	6	6	5	0	0	9	4.9	
05 Strongly disagree	3	6	0	0	0	0	3	1.6	
06 Don't know	1	2	1	1	0	0	2	1.1	
Valid responses =	52	29	129	71	1	1	182	88.8	

Invalid responses include no response or multiple responses.

**38d. To what extent do you agree with the following statements?**

**d. My campus encourages me to help others in need**

	Male		Female		Unknown		Total		
	Freq.	Pct.	Freq.	Pct.	Freq.	Pct.	Freq.	Pct.	
01 Strongly agree	15	29	37	29	0	0	52	28.6	
02 Agree	23	44	63	49	1	100	87	47.8	
03 Neutral	11	21	20	16	0	0	31	17.0	
04 Disagree	1	2	7	5	0	0	8	4.4	
05 Strongly disagree	1	2	0	0	0	0	1	0.5	
06 Don't know	1	2	2	2	0	0	3	1.6	
Valid responses =	52	29	129	71	1	1	182	88.8	

Invalid responses include no response or multiple responses.

**38e. To what extent do you agree with the following statements?**

**e. I abide by the university policy and regulations that concern alcohol and other drug use**

	Male		Female		Unknown		Total		
	Freq.	Pct.	Freq.	Pct.	Freq.	Pct.	Freq.	Pct.	
01 Strongly agree	17	33	43	33	0	0	60	32.8	
02 Agree	11	21	26	20	0	0	37	20.2	
03 Neutral	8	15	23	18	0	0	31	16.9	
04 Disagree	8	15	26	20	0	0	34	18.6	
05 Strongly disagree	4	8	6	5	1	100	11	6.0	
06 Don't know	4	8	6	5	0	0	10	5.5	
Valid responses =	52	28	130	71	1	1	183	89.3	

Invalid responses include no response or multiple responses.

**39a. In which of the following ways does other students' drinking interfere with your life on or around campus?**

**a. Interrupts your studying**

	Male		Female		Unknown		Total		
	Freq.	Pct.	Freq.	Pct.	Freq.	Pct.	Freq.	Pct.	
01 Yes	9	18	43	34	0	0	52	28.9	
02 No	42	82	85	66	1	100	128	71.1	
Valid responses =	51	28	128	71	1	1	180	87.8	

Invalid responses include no response or multiple responses.

**39b. In which of the following ways does other students' drinking interfere with your life on or around campus?**

**b. Makes you feel unsafe**

	Male		Female		Unknown		Total		
	Freq.	Pct.	Freq.	Pct.	Freq.	Pct.	Freq.	Pct.	
01 Yes	12	24	30	23	0	0	42	23.3	
02 No	39	76	98	77	1	100	138	76.7	
Valid responses =	51	28	128	71	1	1	180	87.8	

Invalid responses include no response or multiple responses.

**39c. In which of the following ways does other students' drinking interfere with your life on or around campus?**

**c. Messes up your physical living space (cleanliness, neatness, organization, etc.)**

	Male		Female		Unknown		Total		
	Freq.	Pct.	Freq.	Pct.	Freq.	Pct.	Freq.	Pct.	
01 Yes	12	24	33	26	0	0	45	25.0	
02 No	39	76	95	74	1	100	135	75.0	
Valid responses =	51	28	128	71	1	1	180	87.8	

Invalid responses include no response or multiple responses.

**39d. In which of the following ways does other students' drinking interfere with your life on or around campus?**

**d. Adversely affects your involvement on an athletic team or in other organized groups**

	Male		Female		Unknown		Total		
	Freq.	Pct.	Freq.	Pct.	Freq.	Pct.	Freq.	Pct.	
01 Yes	3	6	10	8	0	0	13	7.3	
02 No	48	94	117	92	1	100	166	92.7	
Valid responses =	51	28	127	71	1	1	179	87.3	

Invalid responses include no response or multiple responses.

**39e. In which of the following ways does other students' drinking interfere with your life on or around campus?**

**e. Prevents you from enjoying events (concerts, sports, social activities, etc.)**

	Male		Female		Unknown		Total		
	Freq.	Pct.	Freq.	Pct.	Freq.	Pct.	Freq.	Pct.	
01 Yes	9	18	32	25	0	0	41	22.9	
02 No	41	82	96	75	1	100	138	77.1	
Valid responses =	50	28	128	72	1	1	179	87.3	

Invalid responses include no response or multiple responses.

**39f. In which of the following ways does other students' drinking interfere with your life on or around campus?**

**f. Interferes in other way(s)**

	Male		Female		Unknown		Total		
	Freq.	Pct.	Freq.	Pct.	Freq.	Pct.	Freq.	Pct.	
01 Yes	16	31	30	24	0	0	46	25.7	
02 No	35	69	97	76	1	100	133	74.3	
Valid responses =	51	28	127	71	1	1	179	87.3	

Invalid responses include no response or multiple responses.

**39g. In which of the following ways does other students' drinking interfere with your life on or around campus?**

**g. Doesn't interfere with my life**

	Male		Female		Unknown		Total		
	Freq.	Pct.	Freq.	Pct.	Freq.	Pct.	Freq.	Pct.	
01 Yes	27	53	67	54	1	100	95	53.7	
02 No	24	47	58	46	0	0	82	46.3	
Valid responses =	51	29	125	71	1	1	177	86.3	

Invalid responses include no response or multiple responses.

**Type. Web Survey?**

	Male		Female		Unknown		Total		
	Freq.	Pct.	Freq.	Pct.	Freq.	Pct.	Freq.	Pct.	
01 Yes	64	100	140	100	1	100	205	100.0	
02 No	0	0	0	0	0	0	0	0.0	
Valid responses =	64	31	140	68	1	0	205	100.0	

Invalid responses include no response or multiple responses.

**40ab. Within the last year, approximately how often have you used.... prescription drugs without a prescription or other prescribed?**

	Male		Female		Unknown		Total		
	Freq.	Pct.	Freq.	Pct.	Freq.	Pct.	Freq.	Pct.	
00 Did not use	43	83	114	89	0	0	157	86.7	
01 Once/year	3	6	6	5	1	100	10	5.5	
02 6 times/year	4	8	6	5	0	0	10	5.5	
03 Once/month	0	0	1	1	0	0	1	0.6	
04 Twice/month	0	0	1	1	0	0	1	0.6	
05 Once/week	1	2	0	0	0	0	1	0.6	
06 3 times/week	0	0	0	0	0	0	0	0.0	
07 5 times/week	1	2	0	0	0	0	1	0.6	
08 Every day	0	0	0	0	0	0	0	0.0	
Valid responses =	52	29	128	71	1	1	181	88.3	

Invalid responses include no response or multiple responses.

**40ac. Within the last year, approximately how often do you think the average student on your campus uses prescription drugs without a prescription or other prescribed?**

	Male		Female		Unknown		Total		
	Freq.	Pct.	Freq.	Pct.	Freq.	Pct.	Freq.	Pct.	
00 Did not use	7	14	14	11	0	0	21	11.7	
01 Once/year	12	24	26	20	1	100	39	21.7	
02 6 times/year	9	18	29	23	0	0	38	21.1	
03 Once/month	8	16	26	20	0	0	34	18.9	
04 Twice/month	7	14	20	16	0	0	27	15.0	
05 Once/week	6	12	7	5	0	0	13	7.2	
06 3 times/week	1	2	4	3	0	0	5	2.8	
07 5 times/week	0	0	0	0	0	0	0	0.0	
08 Every day	1	2	2	2	0	0	3	1.7	
Valid responses =	51	28	128	71	1	1	180	87.8	

Invalid responses include no response or multiple responses.



**40ad. During the last 30 days, on how many days did you use prescription drugs without a prescription other prescribed?**

	Male		Female		Unknown		Total		
	Freq.	Pct.	Freq.	Pct.	Freq.	Pct.	Freq.	Pct.	
00 Did not use	45	88	123	96	1	100	169	93.9	
01 1 - 2 days	4	8	2	2	0	0	6	3.3	
02 3 - 5 days	1	2	2	2	0	0	3	1.7	
03 6 - 9 days	0	0	1	1	0	0	1	0.6	
04 10 - 19 days	0	0	0	0	0	0	0	0.0	
05 20 - 29 days	1	2	0	0	0	0	1	0.6	
06 All 30 days	0	0	0	0	0	0	0	0.0	
Valid responses =	51	28	128	71	1	1	180	87.8	

Invalid responses include no response or multiple responses.

**40ae. At what age did you first use prescription drugs without a prescription or other than prescribed?**

	Male		Female		Unknown		Total		
	Freq.	Pct.	Freq.	Pct.	Freq.	Pct.	Freq.	Pct.	
00 I have never used	36	71	105	82	0	0	141	78.3	
01 Under 10	1	2	2	2	0	0	3	1.7	
02 10 - 11	0	0	1	1	0	0	1	0.6	
03 12 - 13	2	4	1	1	0	0	3	1.7	
04 14 - 15	0	0	2	2	0	0	2	1.1	
05 16 - 17	3	6	7	5	0	0	10	5.6	
06 18 - 20	9	18	7	5	1	100	17	9.4	
07 21 - 25	0	0	3	2	0	0	3	1.7	
08 26+	0	0	0	0	0	0	0	0.0	
Valid responses =	51	28	128	71	1	1	180	87.8	

Invalid responses include no response or multiple responses.

**40af. It is easy to make friends at this school without drinking alcohol.**

	Male		Female		Unknown		Total		
	Freq.	Pct.	Freq.	Pct.	Freq.	Pct.	Freq.	Pct.	
00 Strongly agree	18	35	36	28	0	0	54	29.8	
01 Agree	24	47	63	49	1	100	88	48.6	
02 Disagree	9	18	26	20	0	0	35	19.3	
03 Strongly disagree	0	0	4	3	0	0	4	2.2	
Valid responses =	51	28	129	71	1	1	181	88.3	

Invalid responses include no response or multiple responses.

**40ag. Students at this school respect you if you don't drink alcohol.**

	Male		Female		Unknown		Total		
	Freq.	Pct.	Freq.	Pct.	Freq.	Pct.	Freq.	Pct.	
00 Strongly agree	5	10	18	14	0	0	23	12.8	
01 Agree	34	67	66	52	1	100	101	56.4	
02 Disagree	12	24	39	31	0	0	51	28.5	
03 Strongly disagree	0	0	4	3	0	0	4	2.2	
Valid responses =	51	28	127	71	1	1	179	87.3	

Invalid responses include no response or multiple responses.

**40ah. How often, if ever, during this academic year have you seen or heard any information or messages about what the majority of students think and do regarding alcohol use based on survey data from your school?**

	Male		Female		Unknown		Total		
	Freq.	Pct.	Freq.	Pct.	Freq.	Pct.	Freq.	Pct.	
00 Never	27	53	54	43	1	100	82	45.8	
01 Once	12	24	30	24	0	0	42	23.5	
02 Twice	6	12	19	15	0	0	25	14.0	
03 3 times	4	8	15	12	0	0	19	10.6	
04 4 times	0	0	4	3	0	0	4	2.2	
05 5 or more times	2	4	5	4	0	0	7	3.9	
Valid responses =	51	28	127	71	1	1	179	87.3	

Invalid responses include no response or multiple responses.

**40ai. Which statement about drinking alcohol beverages do you feel best represents your own attitude?**

	Male		Female		Unknown		Total		
	Freq.	Pct.	Freq.	Pct.	Freq.	Pct.	Freq.	Pct.	
00 Drinking is never a good thing to	5	10	8	6	0	0	13	7.2	
01 Drinking is all right, but a person	14	27	21	16	0	0	35	19.4	
02 Occasionally getting drunk is ok	25	49	93	73	1	100	119	66.1	
03 Occasionally getting drunk is ok	3	6	6	5	0	0	9	5.0	
04 Frequently getting drunk is okay	4	8	0	0	0	0	4	2.2	
Valid responses =	51	28	128	71	1	1	180	87.8	

Invalid responses include no response or multiple responses.

**40aj. Which statement about drinking alcohol beverages do you feel best represents the most common attitude among students at you institution?**

	Male		Female		Unknown		Total		
	Freq.	Pct.	Freq.	Pct.	Freq.	Pct.	Freq.	Pct.	
00 Drinking is never a good thing to	1	2	2	2	0	0	3	1.7	
01 Drinking is all right, but a person	0	0	2	2	0	0	2	1.1	
02 Occasionally getting drunk is ok	32	63	71	55	1	100	104	57.8	
03 Occasionally getting drunk is ok	8	16	24	19	0	0	32	17.8	
04 Frequently getting drunk is okay	10	20	29	23	0	0	39	21.7	
Valid responses =	51	28	128	71	1	1	180	87.8	

Invalid responses include no response or multiple responses.

**40ak. Within the last year, have you ever received psychological or mental health services from....a Counselor/Therapist/Psychologist?**

	Male		Female		Unknown		Total		
	Freq.	Pct.	Freq.	Pct.	Freq.	Pct.	Freq.	Pct.	
00 No	44	86	97	76	1	100	142	78.9	
01 Yes	7	14	31	24	0	0	38	21.1	
Valid responses =	51	28	128	71	1	1	180	87.8	

Invalid responses include no response or multiple responses.

**40al. Within the last year, have you ever received psychological or mental health services from....a Psychiatrist?**

	Male		Female		Unknown		Total		
	Freq.	Pct.	Freq.	Pct.	Freq.	Pct.	Freq.	Pct.	
00 No	46	90	115	90	1	100	162	90.0	
01 Yes	5	10	13	10	0	0	18	10.0	
Valid responses =	51	28	128	71	1	1	180	87.8	

Invalid responses include no response or multiple responses.

**40am. Within the last year, have you ever received psychological or mental health services from....Other medical provider (physician, nurse practionner, etc.)**

	Male		Female		Unknown		Total		
	Freq.	Pct.	Freq.	Pct.	Freq.	Pct.	Freq.	Pct.	
00 No	42	82	87	68	1	100	130	72.2	
01 Yes	9	18	41	32	0	0	50	27.8	
Valid responses =	51	28	128	71	1	1	180	87.8	

Invalid responses include no response or multiple responses.

**40an. Within the last year, have you ever received psychological or mental health services from....Minister/Priest/Rabbi/Other Clergy**

	Male		Female		Unknown		Total		
	Freq.	Pct.	Freq.	Pct.	Freq.	Pct.	Freq.	Pct.	
00 No	46	90	117	91	1	100	164	91.1	
01 Yes	5	10	11	9	0	0	16	8.9	
Valid responses =	51	28	128	71	1	1	180	87.8	

Invalid responses include no response or multiple responses.

**University of Tennessee Knoxville (ONLINE) ( 2018 Other )**

SIUC/Core Institute  
374 East Grand Avenue  
(618) 453-4420  
Carbondale, IL 62901

Consortium Number = 7173  
Institution Number = 6815  
Number of Surveys = 205

**Cross-tabulation Report**  
Core Alcohol and Drug Survey - Long Form

Wednesday, October 24, 2018  
Page 51 of 52

**40ao. Within the last year, have you ever received psychological or mental health services from....Current college/univeristy's counseling or health services**

	Male		Female		Unknown		Total	
	Freq.	Pct.	Freq.	Pct.	Freq.	Pct.	Freq.	Pct.
00 No	43	84	99	78	1	100	143	79.9
01 Yes	8	16	28	22	0	0	36	20.1
Valid responses =	51	28	127	71	1	1	179	87.3

Invalid responses include no response or multiple responses.

**40ap. Within the last year, has Alcohol use affected your academic performance?**

	Male		Female		Unknown		Total	
	Freq.	Pct.	Freq.	Pct.	Freq.	Pct.	Freq.	Pct.
00 No	46	90	118	93	1	100	165	92.2
01 Yes	5	10	9	7	0	0	14	7.8
Valid responses =	51	28	127	71	1	1	179	87.3

Invalid responses include no response or multiple responses.

**40aq. Within the last year, has Anxiety and/or Depression affected your academic performance?**

	Male		Female		Unknown		Total	
	Freq.	Pct.	Freq.	Pct.	Freq.	Pct.	Freq.	Pct.
00 No	28	55	65	51	1	100	94	52.2
01 Yes	23	45	63	49	0	0	86	47.8
Valid responses =	51	28	128	71	1	1	180	87.8

Invalid responses include no response or multiple responses.

**40ar. Within the last year, has Assault (physical and/or sexual) affected your academic performance?**

	Male		Female		Unknown		Total	
	Freq.	Pct.	Freq.	Pct.	Freq.	Pct.	Freq.	Pct.
00 No	48	96	117	92	1	100	166	93.3
01 Yes	2	4	10	8	0	0	12	6.7
Valid responses =	50	28	127	71	1	1	178	86.8

Invalid responses include no response or multiple responses.

**40as. Within the last year, has Drug use affected your academic performance?**

	Male		Female		Unknown		Total	
	Freq.	Pct.	Freq.	Pct.	Freq.	Pct.	Freq.	Pct.
00 No	41	82	123	96	1	100	165	92.2
01 Yes	9	18	5	4	0	0	14	7.8
Valid responses =	50	28	128	72	1	1	179	87.3

Invalid responses include no response or multiple responses.

**40at. Within the last year, has Social Media/Internet use/Computer games affected your academic performance?**

	Male		Female		Unknown		Total	
	Freq.	Pct.	Freq.	Pct.	Freq.	Pct.	Freq.	Pct.
00 No	28	55	78	61	0	0	106	58.9
01 Yes	23	45	50	39	1	100	74	41.1
Valid responses =	51	28	128	71	1	1	180	87.8

Invalid responses include no response or multiple responses.

**40au. How likely would you be to confront a friend who intends to drive after drinking?**

	Male		Female		Unknown		Total	
	Freq.	Pct.	Freq.	Pct.	Freq.	Pct.	Freq.	Pct.
00 Very likely	42	82	117	91	1	100	160	88.4
01 Somewhat likely	8	16	8	6	0	0	16	8.8
02 Not sure	1	2	1	1	0	0	2	1.1
03 Somewhat unlikely	0	0	1	1	0	0	1	0.6
04 Very unlikely	0	0	2	2	0	0	2	1.1
Valid responses =	51	28	129	71	1	1	181	88.3

Invalid responses include no response or multiple responses.

**University of Tennessee Knoxville (ONLINE) ( 2018 Other )**

SIUC/Core Institute  
374 East Grand Avenue  
(618) 453-4420  
Carbondale, IL 62901

Consortium Number = 7173  
Institution Number = 6815  
Number of Surveys = 205

**Cross-tabulation Report**  
Core Alcohol and Drug Survey - Long Form

Wednesday, October 24, 2018  
Page 52 of 52

**40av. How likely would you be to take a friend's keys who plans to drive after drinking?**

	Male		Female		Unknown		Total	
	Freq.	Pct.	Freq.	Pct.	Freq.	Pct.	Freq.	Pct.
00 Very likely	34	67	109	84	1	100	144	79.6
01 Somewhat likely	10	20	14	11	0	0	24	13.3
02 Not sure	4	8	3	2	0	0	7	3.9
03 Somewhat unlikely	3	6	1	1	0	0	4	2.2
04 Very unlikely	0	0	2	2	0	0	2	1.1
Valid responses =	51	28	129	71	1	1	181	88.3

Invalid responses include no response or multiple responses.

**40aw. How wrong do you think driving while under the influence of alcohol is?**

	Male		Female		Unknown		Total	
	Freq.	Pct.	Freq.	Pct.	Freq.	Pct.	Freq.	Pct.
00 Very wrong	43	84	120	94	1	100	164	91.1
01 Wrong	6	12	6	5	0	0	12	6.7
02 A little bit wrong	2	4	1	1	0	0	3	1.7
03 Not wrong at all	0	0	1	1	0	0	1	0.6
Valid responses =	51	28	128	71	1	1	180	87.8

Invalid responses include no response or multiple responses.

**40ax. How wrong do you think riding with a driver under the influence of alcohol is?**

	Male		Female		Unknown		Total	
	Freq.	Pct.	Freq.	Pct.	Freq.	Pct.	Freq.	Pct.
00 Very wrong	37	73	118	91	0	0	155	85.6
01 Wrong	11	22	9	7	1	100	21	11.6
02 A little bit wrong	3	6	1	1	0	0	4	2.2
03 Not wrong at all	0	0	1	1	0	0	1	0.6
Valid responses =	51	28	129	71	1	1	181	88.3

Invalid responses include no response or multiple responses.